



MANN+HUMMEL  
Air Filtration

# Quick reference guide

The symbols below are used throughout this catalogue to quickly highlight the applications and features of each product.

## APPLICATIONS



HVAC



Clean Room



Power Generation



Industrial

## FEATURES

EX

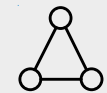
ATEX-rated



Burst resistant



Earthed



Gas adsorption



Glass fiber media



Grease removal



High efficiency



High temperature



NoGlass media



Paint application



Particle removal



Pulse function



Re-gen



Spark arrestor



Water separation

XL

XL capacity

# Clean Air

# Air Filter Product Range

**Clean air. We can't see it, smell it, taste it or feel it, yet it is a vital part of our everyday lives: ensuring the efficient generation of energy; protecting valuable equipment and artifacts; making indoor environments more comfortable; even preserving life itself.**

At MANN+HUMMEL, our entire business is about creating clean air, and our sole aim is to do so in the most efficient way, at the most cost effective price, and with minimal impact on the world around us.

From humble coarse dust filters through to the latest laminar flow operating theatre ceilings, each product in our range is developed around our customers' exact needs using all the application know-how you could wish for.

## QUALITY YOU CAN DEPEND UPON

**The Eurovent Certification scheme is designed to give you the confidence that the filter you select performs as you expect.**

Eurovent Certification is an independently operated scheme for the air filtration industry. Companies applying to join must offer their ePM10, ePM2.5 and ePM1 filters (according to ISO 16890) for testing through Eurovent, an impartial and neutral trade association. The filters are randomly selected by Eurovent and their performance is verified according to the manufacturer's claims. Only those manufacturers meeting their claims are awarded certification.

You can now be sure that what we say has been checked by an independent body.

Eurovent certified manufacturers can be trusted.



MANN+HUMMEL participates in the ECC program for Air Filters.

Check ongoing validity of certificate:  
[www.eurovent-certification.com](http://www.eurovent-certification.com)  
or [www.certiflash.com](http://www.certiflash.com)

# The filtration experts


# MANN+HUMMEL

## **TWENTY FOUR.**

It is the number of hours in a day. But it is also the number of filters that MANN+HUMMEL produces every, single second. And that is part of what makes us a world leader in filtration.

But it is our commitment to quality and innovation too. Of the 20,000 people we employ worldwide, over 1,000 work in our R&D department. That means we are at the front when it comes to finding new ways to improve air quality or deliver it more efficiently - which can be seen in the more than 3,000 patents that we have registered.

And when it comes to delivering excellent service, we are always close at hand, with more than 80 locations across the world.





MANN+HUMMEL has been a filtration specialist for more than 75 years. Leadership in Filtration is what drives us.

#### **A FILTRATION CHAMPION**

We're not just a global player. We serve on advisory boards in a number of industries, providing our expertise in the development of new standards. And having won numerous supplier of the year awards from some of the world's most respected companies, we take our role as partners seriously. We are champions for all matters concerning filtration.

# ISO 16890

## The new standard for classifying air filters

### OUT WITH THE OLD. IN WITH THE NEW

EN 779 has been the most widely-used method of classifying air filters for over 20 years. But from the beginning of 2017, a new standard came into force that completely changed the way that filters are tested and categorized.

The good news is that ISO 16890 brings a number of benefits over the previous standard. It uses a number of new approaches and mechanisms that make the testing process more indicative of the conditions that the filter will operate within once installed. And the new rating system centers on the ultimate aim of an air filter—removing particulate matter—so it's easier to find a product that's matched to your needs.

### WHAT'S WRONG WITH EN 779?

Since its launch in 1993, EN 779 has done much for the air filtration industry. Chief among which was introducing a uniform way to classify air filters that helped to drive up quality standards and simplify the process of selecting a filter. Unfortunately, it's this uniformity that is also EN 779's greatest weakness.

The air we breathe is a cocktail of countless types of particulate—of all shapes and sizes, and from all manner of sources. But EN 779 is based entirely on a filter's ability to capture one size of particulate—0.4  $\mu\text{m}$ . It doesn't take into account all the different

particle sizes that are present in outside air. And that's why the testing procedure has been criticized for not reflecting the conditions in which a filter will be expected to operate. The results from the lab are not indicative of the real world.

ISO 16890 is different. Under testing in the new standard, a filter is challenged with a variety of different sized particulate—just as it would be if it was installed in your air handling unit. And this particulate stretches from 0.3  $\mu\text{m}$  all the way up to 10  $\mu\text{m}$  in a series of 12 tests.



Testing to these different particle sizes needs all new equipment capable of splitting particulate into 12 channels dependent on its size. The latest test rigs do this with incredible accuracy—giving an even more detailed view of a filter's performance.

# Four ISO filter groups. One aim — simplicity.

## REPLACING THE OLD G TO F CLASS

Four new filter groups are introduced under ISO 16890: Coarse, ePM10, ePM2.5 and ePM1. The 'e' prefix simply stands for efficiency. To fall into each category, a filter must be capable of capturing at least 50% of the particulate in that size range. Filters capturing less than 50% of PM10 dust go into the Coarse group.

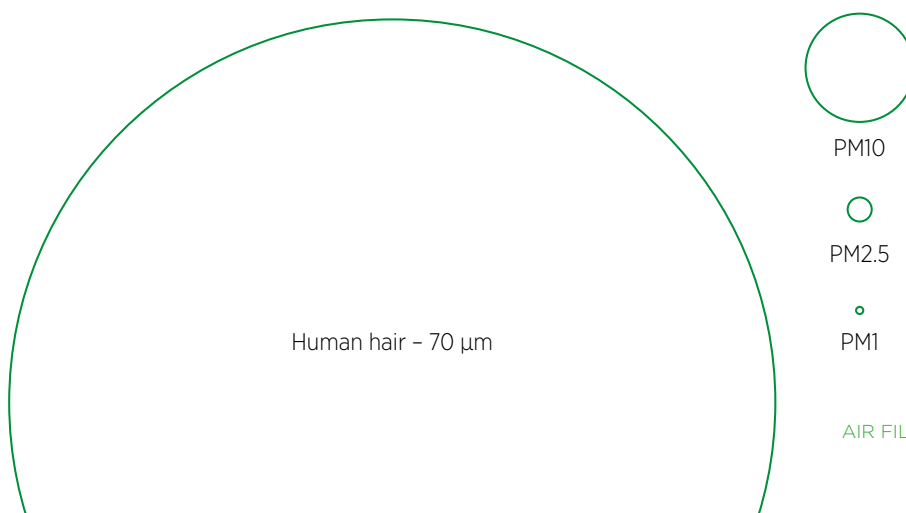
### ISO 16890 filter group efficiencies

Coarse	< 50% of PM10
ePM10	≥ 50% of PM10
ePM2.5	≥ 50% of PM2.5
ePM1	≥ 50% of PM1

But not all products in a filter group will be the same. In product literature and test reports, the efficiency of the filter will be detailed alongside the group. So you are likely to see terms such as ePM2.5 60% or ePM1 95%. This simply means that the first filter provides 60% efficiency at PM2.5 and the second filter is 95% efficient at PM1.

The efficiency is rounded to the nearest 5%, so you should not come across any products listed as ePM10 89%, for example.

## PARTICLE SIZE ILLUSTRATION



# EN 1822

# The test method for high efficiency air filters

## ENSURING THE QUALITY OF EPA, HEPA AND ULPA FILTERS

The European filter testing standard is the most important basis for testing and classifying absolute filters. The standard is based on state-of-the-art particle measurement technology and authorized procedures for determining the efficiencies. It has five parts. The filter is assigned to the relevant filter class using the results from sections 4 (local arrestance) and 5 (integral arrestance).

An individual test report and serial number are produced for filters in classes H13 and higher. Therefore each filter from H13 on can be assigned to its own individual test. Individual testing of EPA filters is not necessary according to the standard, and is possible with the testing procedure described. EPA filters are tested in the course of sample testing, whereby the arrestance is obtained as a mean value from individual, random measurements.

## PART 1: CLASSIFICATION, PERFORMANCE TEST AND IDENTIFICATION

EN 1822-1:2009 sets three groups:

- Group E: EPA – Efficient particulate air filter
- Group H: HEPA – High efficiency-particular air filter
- Group U: ULPA – Ultra low penetration air filter

The absolute filters are classified according to the local and integral arrestance values determined during testing.

## PART 2: AEROSOL PRODUCTION, MEASURING EQUIPMENT, PARTICLE COUNTING STATISTICS

This part describes the conditions for testing and the aerosol generators, the particle measuring technology and the statistical procedures to evaluate the counts.

Filter Class	Integral Value		Local Value	
	Efficiency (%)	Penetration (%)	Efficiency (%)	Penetration (%)
E10	≥ 85	≤ 15		
E11	≥ 95	≤ 5		
E12	≥ 99.5	≤ 0.5		
H13	≥ 99.95	≤ 0.05	≥ 99.75	≤ 0.25
H14	≥ 99.995	≤ 0.005	≥ 99.975	≤ 0.025
U15	≥ 99.9995	≤ 0.0005	≥ 99.9975	≤ 0.0025
U16	≥ 99.99995	≤ 0.00005	≥ 99.99975	≤ 0.00025
U17	≥ 99.999995	≤ 0.000005	≥ 99.9999	≤ 0.0001



### **PART 3: TESTING FLAT SHEET FILTER MEDIA (DETERMINING MPPS)**

Part 3 describes the determination of the fractional efficiency and determination of the most penetrating particle size (MPPS) of the flat sheet filter media.

A test aerosol is applied to the filter media at the nominal flow velocity specified for later use of the filter. Partial flows of the test aerosol are taken upstream and downstream of the filter sample. The particle counting method determines the particulate concentrations and calculates the fractional efficiency curve. The particle size at which the fractional efficiency curve reaches its minimum is called the MPPS. Put in simple terms, this is the particle size at which the filter medium works worst for a defined flow velocity.

### **PART 4: LEAK TESTING OF FILTER ELEMENTS (SCAN METHOD)**

This section addresses how to test filters for leaks. Leaks can occur due to faults in the filter media, improper sealing between the pleat pack and frame or irregularities when handling the components. On account of the high filtration efficiency expected of absolute filters, even the smallest leaks (that are hardly visible to the human eye) can produce increased local particle concentrations.

For the automated process (scan test), the filter element is set up in a test rig and a DEHS (Di-2-Ethylhexyl-Sebacat) test aerosol is then applied. The mean particle size of the aerosol must lie in the range of the MPPS. The flow side of the filter

is approached using probes on computer-controlled linear axis. At each point on the clean air side, the local aerosol concentrations are measured to determine the local degree of penetration. If the aerosol concentration does not exceed the required limit at any of the points, the filter is deemed to be leak free.

The necessity to determine the local efficiencies also implies the necessity for individual testing of each filter element upwards of filter class H13.

### **PART 5: DETERMINING THE EFFICIENCY OF FILTER ELEMENTS**

Part 5 describes the determination of the integral filter efficiency. This value is usually calculated as the mean of the local individual efficiencies measured in Part 4. Alternatively, an individual measurement with fixed sampling probes is also permissible.

### **LEAK TEST ALTERNATIVE: OIL THREAD TEST (H13 AND H14)**

In this fast, low-cost leak-testing method, the filter is positioned in front of a black background in a brightly lit room, horizontally and leak-free on a diffuser. An oil-drop aerosol (liquid paraffin) is then applied to the filter. Then, the filter is inspected visually for leaks. The test procedure depends highly on the training and attitude of the test personnel. Therefore the results cannot be exactly reproduced in repeated tests. Furthermore, the oil thread test does not determine the filter efficiency.

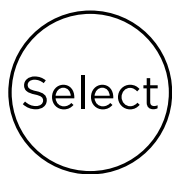
# Finding your way Product names that make life easier

Many product names make sense to the people who use them every day—the filter manufacturers, but not to the people who matter—the customers. So, with the launch of the new ISO 16890 standard, we have taken the opportunity to overhaul our entire filter range to make it easier for you to find what you need.


## Our products are named according to what they look like and what they do.

We have split products into categories and named each one according to what they look like. So you can instantly recognize what each product is, and quickly find what you need.

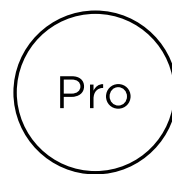
Each of these product families is then separated into three levels—Select, Eco and Pro—that follow a good, better, best format. So, if you're looking to minimize your initial expenditure choose a Select filter. If you need a product with a low energy consumption, choose Eco. And if you want a product that combines high standards of air quality with low energy consumption, you choose Pro.



**Entry-level product, with a focus on price/performance.**




**Mid-range product that provides improved life cycle costs.**



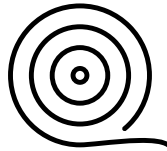
**Flagship product or filter for a special application.**

Of course, not all products fit into these three tight groups. So, special products have a descriptive name to indicate what makes them different; such as 'Refill' for our rechargeable filter product, NoGlass for our glass-free media products, and H2O for our water coalescing products.


The high efficiency—EPA, HEPA and ULPA filters—and activated carbon products that are not affected by ISO 16890 make up new nanoclass and carboactiv product families respectively. These are then divided and named according to their shape too.




**AIRMAT**  
Filter media cut into a mat.




**AIRROLL**  
Filter media wound into a roll.




**AIRPAD**  
A pad of filter media in a cardboard frame.




**AIRPANEL**  
A pleated media in a plastic frame.




**AIRSQUARE**  
A mini-pleated media in a plastic or metal frame.



**AIRPOCKET**  
A pocket (or bag) filter with a plastic or metal frame.




**AIRCUBE**  
A compact filter, also known as a rigid bag.




**AIRCUBE DEEPPLEAT**  
A box-shaped filter with aluminum separators.




**AIRTUBE**  
A cylindrical filter with a round pleated media.




**NANOCLASS SQUARE**  
EPA, HEPA and ULPA filter with a mini-pleated media.




**NANOCLASS CUBE**  
EPA, HEPA and ULPA filter with a rigid, compact frame.



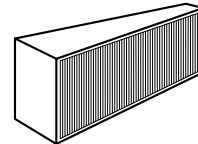
**NANOCLASS CUBE N**  
EPA, HEPA and ULPA filter with mini-pleated media panels.



**NANOCLASS DEEPPLEAT**  
High-capacity EPA, HEPA and ULPA filter.



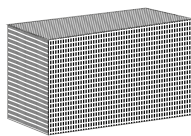
**NANOCLASS TUBE**  
A cylindrical EPA, HEPA and ULPA filter.




**NANOCLASS WEDGE**  
A tapered EPA, HEPA and ULPA filter.



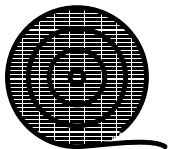
**CARBOACTIV FILL**  
Loose activated carbon for use in refillable gas adsorption filters.




**CARBOACTIV BISCUIT**  
Activated carbon formed into a cube block.




**CARBOACTIV MAT**  
Activated carbon filter media cut into a mat.



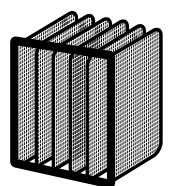
**CARBOACTIV ROLL**  
A roll of activated carbon filter media.




**CARBOACTIV PAD**  
A pad of activated carbon media in a cardboard frame.



**CARBOACTIV PANEL**  
Pleated activated carbon media in a plastic frame.



**CARBOACTIV POCKET**  
Pocket (or bag) filter impregnated with activated carbon.



**CARBOACTIV CUBE**  
Activated carbon filter with a rigid, box-shaped frame.



**CARBOACTIV TUBE**  
Cylindrical activated carbon filter.

# Typical Contaminants

Filter Class, Typical Contaminants and Applications

Group	Class	Typical Contaminants	Typical Applications
<b>Coarse</b> <b>ISO 16890</b>	50%	Leaves, insects, textile fibers	Low grade applications (e.g. For protection against insects and leaves)
	60%	Human hair, sand, water droplets	Low grade applications (e.g. for protection against sand and water droplets)
	70%	Beach sand, plant spores	Compact room air conditioners
	80%	Pollen, fog	Compact room air conditioners, prefilter for ePM2.5 and ePM1 filters
<b>ePM10</b> <b>ISO 16890</b>	50%	Spores, sedimenting particles, cement	Inlet filter for very low requirement rooms, prefilter for ePM2.5 and ePM1 filters
	70%	Larger bacteria & germs, PM10 dust	Inlet filter for low requirements rooms, prefilter for ePM1 and E10 filters
<b>ePM2.5</b> <b>ISO 16890</b>	50%	Soot, lung damaging dust (PM2.5)	Inlet filter for low requirements rooms, prefilter for ePM1 and E10 filters
<b>ePM1</b> <b>ISO 16890</b>	60%	PM1 dust, cement dust (fine fraction)	Recirculated air in AC plants, prefilter for E11 and E12 filters
	85%	Oil smoke, bacteria	Prefilter for H13 and H14 filters and gas adsorption filters
<b>E</b> <b>EPA Filters</b> <b>EN 1822</b>	E10	Germs, tobacco smoke	Final filter for air-conditioned rooms of very high standard (e.g. hospitals)
	E11	Viruses on carrier particles, carbon black	Final filter for cleanrooms ISO class 7 - 8
	E12	Oil fumes, sea salt nuclei	Final filter for cleanrooms ISO class 5 - 6
<b>H</b> <b>HEPA Filters</b> <b>EN 1822</b>	H13	Radioactive particles	Final filter for ISO class 5 - 6 cleanrooms, military shelters and food, electronics & pharma industries. Exhaust filter in nuclear applications.
	H14	Viruses	Final filter for cleanrooms ISO class 4 - 5
<b>U</b> <b>ULPA Filters</b> <b>EN 1822</b>	U15	All air suspended particulate matter	Final filter for cleanrooms ISO class 3 - 4
	U16	All air suspended particulate matter	Final filter for cleanrooms ISO class 2 - 3
	U17	All air suspended particulate matter	Final filter for cleanrooms ISO class 1
<b>A</b> <b>Gas Filters</b>	Physisorption	VOCs, solvent vapors, kitchen odors	Airports, office buildings, hotels, hospitals, improvement of IAQ
	Gas Filters	Acidic Gases, SO <sub>2</sub> , SO <sub>4</sub> , NO <sub>2</sub> , NO <sub>x</sub>	Computer and control rooms, microelectronics, museums, libraries
	Chemisorption	Amines, NH <sub>3</sub> , NH <sub>4</sub> , NMP, HMDS	Recirculated air in microelectronics industry

# eco16

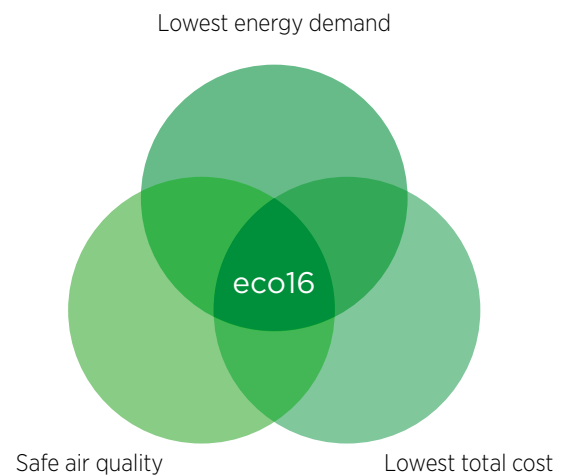
## Clean air at the lowest possible cost

Just selecting a filter with the lowest energy consumption could risk the health of the people in your building. But over specifying filtration efficiency may mean your energy consumption is considerably higher than it needs to be.

There is a conundrum when it comes to HVAC filters: as filtration efficiency increases, so too does energy consumption. So choosing a filter that delivers high standards of air quality typically means you use more energy, which is not good for your budget or your carbon footprint.

Our patented eco16 program provides the answer to overcome this challenge. It finds the sweet spot where the filtration system is supplying a safe level of air quality but at the lowest possible energy demand.

We conduct a full analysis of your location, including measuring the air quality inside and outside your building. And on the basis of that data we configure the ideal filtration solution to meet your individual requirements. This configuration will provide you with a safe level of air quality at the lowest possible cost - to you and the environment.



**Contact us or visit [airfiltration.mann-hummel.com](http://airfiltration.mann-hummel.com) to learn more about eco16 Clean Air Management.**

# Product Selector

We've designed our filter range to be easy to navigate. Use the Product Selector below and at the start of each section to find a product by filtration class, application or individual feature.

	PAGE	ISO Coarse	ISO ePM10	ISO ePM2.5	ISO ePM1	EPA	HEPA	ULPA	HVAC	Cleanroom	Power Gen	Industrial	ATEX-rated	Burst resistant	Gas adsorption	Glass fiber	Grease removal	High efficiency	High temp.	NoGlass media	Paint application	Pulse function	Re-gen	Water removal	XL capacity
<b>Prefilters</b>	<b>16</b>																								
Airmat Select Fancoil	18	•							•	•															
Airmat Select Fancoil Refill	20	•							•	•													•		
Airroll Select Dust Glass	22	•							•	•						•									
Airroll Select Glass Automatic RFM	24	•							•	•		•				•									
Airroll Select Glass Automatic RFT	26	•							•	•		•				•									
Airroll Select Glass Automatic RFD	28	•							•	•		•				•									
Airroll Select Glass Automatic RFF	30	•							•	•		•				•									
Airroll Select Paint Dust	32	•							•							•					•				
Airroll Paintcard PFF	34								•												•				
Airmat Eco NoGlass	36	•	•						•	•		•								•					
Airroll Eco NoGlass	38	•							•	•		•								•					
Airroll Pro Paint NoGlass	40	•							•											•	•				
Airpad Select Glass	42	•							•	•						•									
Airpad Select NoGlass	44	•							•	•										•					
Aircurve Select	46	•							•	•		•													
Airpanel Select	48	•							•	•															
Airpanel Select XL	50	•							•	•															•
Airpanel Select FZL	52	•							•	•															
Airpanel Eco FZL	54	•							•	•															
Airpanel Pro	56	•							•																
Airpocket Select	58	•	•		•				•	•															
Airpocket Eco	60	•	•		•				•	•															
<b>Fine Dust Filters</b>	<b>62</b>																								
Airpanel Eco	64		•	•					•	•		•													
Airsquare Select	66		•		•				•	•															
Airsquare Select Flange	68		•	•	•				•	•															
Airsquare Pro Flange HT	70		•		•				•	•									•						
Airpocket Select	72	•	•		•				•	•															
Airpocket Eco	74	•	•		•				•	•															
Airpocket Eco Glass	76			•	•				•	•						•									
Aircube Eco 3V	78		•	•	•				•	•															
Aircube Select 4V	80		•		•				•	•															
Aircube Eco 4V	82		•	•	•				•	•															
Aircube Pro HT	84		•	•	•				•	•									•						
Aircube Pro Refill	86		•	•	•				•	•													•		
Aircube N Eco	88				•				•	•															
<b>High Efficiency Filters</b>	<b>90</b>																								
Nanoclass Square Select	92					•	•		•	•									•						
Nanoclass Square Eco FL	94						•		•	•									•						
Nanoclass Square Eco FC	96						•		•	•									•						
Nanoclass Square Eco KE	100						•		•	•									•						
Nanoclass Square Eco TC	102						•		•	•									•						
Nanoclass Square Pro FL HT	104						•		•	•									•	•					
Nanoclass Square Pro Membrane FC	106						•		•	•									•		•				
Nanoclass Square Pro Membrane TC	108						•		•	•									•		•				
Nanoclass Square Pro Membrane KE	110						•		•	•									•		•				
Nanoclass Square Pro Flange HT	112					•			•	•									•	•					

	PAGE	ISO Coarse	ISO ePM10	ISO ePM2.5	ISO ePM1	EPA	HEPA	ULPA	HVAC	Cleanroom	Power Gen	Industrial	ATEX-rated	Burst resistant	Gas adsorption	Glass fiber	Grease removal	High efficiency	High temp.	NoGlass media	Paint application	Pulse function	Re-gen	Water removal	XL capacity
<b>High Efficiency Filters (continued)</b>																									
Nanoclass Deeppleat Select	114					•	•		•	•								•							
Nanoclass Cube N Eco	116					•	•		•	•								•							
Nanoclass Cube N Pro HT	118								•	•								•	•						
Nanoclass Cube Pro	120					•			•	•								•							
Nanoclass Cube Pro HT	122								•	•								•	•						
Nanoclass Wedge	124					•	•		•	•								•							
Nanoclass Tube Pro	126						•		•	•								•							
<b>Gas Adsorption Filters 128</b>																									
Carboactiv Fill	130								•	•					•										
Carboactiv Tube	132								•	•					•										
Carboactiv Pocket Duosorb Select	136				•				•	•					•										
Carboactiv Pocket Duosorb Eco	138		•						•	•					•										
Carboactiv Cube N	140								•	•					•										
Carboactiv Cube	142								•	•	•				•										
Carboactiv Cube Duosorb	144			•					•	•					•										
Carboactiv Coupon	146								•	•	•				•										
<b>Power Generation Filters 148</b>																									
Airmat Eco H2O Power	150	•									•													•	
Airmat Pro H2O Power	152	•									•													•	
Airpad Pro H2O Power	154	•									•													•	
Airsquare Select Power	156	•									•														
Airpanel Pro H2O Duo	158	•									•													•	
Airpocket Select Power	160	•									•														
Airpocket Eco Power	162	•	•		•						•														
Aircube Select Power	164				•						•														
Aircube Eco Power	166				•						•														
Aircube Pro Power	168				•						•														
Aircube Pro Power S / S XL	170				•						•			•										•	
Nanoclass Cube Eco Power	172					•					•							•							
Nanoclass Cube Pro Power	174					•					•							•						•	
Nanoclass Cube Pro Power S / S XL	176					•					•			•				•						•	
Airtube/Cone Pulse Power Select	178										•												•		
Airtube/Cone Pulse Power N	180										•												•		
Airtube/Cone Pulse Power Pro	182										•												•		
<b>ATEX-Compliant Air Filters 184</b>																									
Airpocket Pro ATEX	186			•					•	•			•		•										
Aircube/Nanoclass Cube N Pro ATEX	188				•	•	•		•	•			•					•	•						
Airsquare/Nanoclass Square Pro ATEX	190				•	•	•		•	•			•					•							
<b>Paint Spray Filters 192</b>																									
Airroll Select Paint Dust	194	•							•						•								•		
Airroll Paintcard PFF	196					•													•						
Airroll Pro Paint NoGlass	198	•							•											•	•				
Aircube Deeppleat Pro Paint	200				•				•									•				•			
<b>FreciousComfort Filters 202</b>																									
Airpocket FreciousComfort	204				•				•									•							
Carboactiv Cube FreciousComfort	206				•				•	•	•			•				•							
<b>Other Products 208</b>																									
Airpad Select Grease	210								•								•								
Airhandling	212								•	•	•	•													
<b>Industrial Air Cleaners 214</b>																									
ScandMist R Series	216						•					•													
ScandMist D Series	218						•					•													
ScandMist P Series	220						•					•	•												
ScandMist M Series	222						•					•													





# Prefilters

**Used to separate: Coarse dust like insects, textile fibers, hair, sand, airborne ash, and pollen.**

Prefilters are typically the first stage in a filter system and protect higher-quality, fine dust filters from becoming clogged or damaged by coarse dust.


Prefilters come in a variety of shapes and sizes; from rolls of filter media, which provide a cost effective first filter stage, to pleated panel filters that pack large filter areas into a compact frame.

	PAGE	ISO Coarse	ISO ePM10	ISO ePM2.5	ISO ePM1	EPA	HEPA	ULPA	HVAC	Cleanroom	Power Gen	Industrial	ATEX-rated	Burst resistant	Gas adsorption	Glass fiber	Grease removal	High efficiency	High temp.	NoGlass media	Paint application	Pulse function	Re-gen	Water removal	XL capacity
<b>Prefilters</b>	<b>16</b>																								
Airmat Select Fancoil	18	•							•	•															
Airmat Select Fancoil Refill	20	•							•	•													•		
Airroll Select Dust Glass	22	•							•	•						•									
Airroll Select Glass Automatic RFM	24	•							•	•		•				•									
Airroll Select Glass Automatic RFT	26	•							•	•		•				•									
Airroll Select Glass Automatic RFD	28	•							•	•		•				•									
Airroll Select Glass Automatic RFF	30	•							•	•		•				•									
Airroll Select Paint Dust	32	•							•							•					•				
Airroll Paintcard PFF	34								•												•				
Airmat Eco NoGlass	36	•	•						•	•		•								•					
Airroll Eco NoGlass	38	•							•	•		•								•					
Airroll Pro Paint NoGlass	40	•							•											•	•				
Airpad Select Glass	42	•							•	•						•				•					
Airpad Select NoGlass	44	•							•	•										•					
Aircurve Select	46	•							•	•		•													
Airpanel Select	48	•							•	•															
Airpanel Select XL	50	•							•	•															•
Airpanel Select FZL	52	•							•	•															
Airpanel Eco FZL	54	•							•	•															
Airpanel Pro	56	•							•																
Airpocket Select	58	•	•		•				•	•															
Airpocket Eco	60	•	•		•				•	•															

Cost-effective performance. Airpanel Select's synthetic media is supported by a rigid and robust cardboard frame.

# Airmat Select Fancoil

**Product Range**



**Applications**



**Filter Class**



**KEY FACTS**

- Synthetic polyester filter medium
- Available in a wide variety of sizes
- Reusable metal frame

**DESIGN**

Synthetic filter medium on a wire frame that can be reused with the Airmat Select Fancoil Refill.

**APPLICATIONS**

Installed into floor, wall and ceiling-mounted fan coil induction units to provide air cleanliness and protection for system parts.

# Airmat Select Fancoil

## PERFORMANCE DATA


Article No.	Filter Class		Dimensions	Pressure Drop
	ISO 16890	EN 779	mm	Pa
N/A	Coarse 60%	G2	Wide variety of sizes	20

## SPECIFICATION

<b>Recommended air velocity</b>	Max. 1.9 m/s	<b>Rec. final pressure for efficient energy use acc. to EN 13053</b>	Lowest value of initial pressure drop + 50 Pa, or initial pressure drop x 3
<b>Heat resistance</b>	Max. 100 °C	<b>Moisture resistance</b>	100 % rel. humidity
<b>Regenerable</b>	Yes - with Airmat Select Fancoil Refill	<b>Incinerable</b>	Yes - excluding metal frame

# Airmat Select Fancoil Refill

## Product Range



Select

## Applications



## Features



## Filter Class

G

Coarse



## KEY FACTS

- Replacement media for Airmat Select Fancoil
- Available in a wide variety of sizes
- Thermally-bonded, synthetic filter medium

## DESIGN

Replacement filter media sleeve made from thermally-bonded, polyester fiber.

## APPLICATIONS

Installed into floor, wall and ceiling-mounted fan coil induction units to provide air cleanliness and protection for system parts.

# Airmat Select Fancoil Refill

## PERFORMANCE DATA

Article No.	Filter Class		Dimensions	Pressure Drop
	ISO 16890	EN 779	mm	Pa
N/A	Coarse 60%	G2	Wide variety of sizes	20

## SPECIFICATION

<b>Recommended air velocity</b>	Max. 1.9 m/s	<b>Rec. final pressure for efficient energy use acc. to EN 13053</b>	Lowest value of initial pressure drop + 50 Pa, or initial pressure drop x 3
<b>Heat resistance</b>	Max. 100 °C	<b>Moisture resistance</b>	100 % rel. humidity
<b>Regenerable</b>	No	<b>Incinerable</b>	Yes

# Airroll Select Dust Glass

## Product Range



Select

## Features



## Applications



## Filter Class

G

Coarse



## KEY FACTS

- Glass fiber filter medium
- To separate dry dust
- Free of silicon and paint-damaging substances
- Resistant to acetone

## DESIGN

Continuously-spun glass fiber filter mats, which are impregnated with an antibacterial dust adhesive. Media features a progressive structure to provide even dirt loading.

## APPLICATIONS

Separation of dry dusts in metal working plants, wood shops, etc.

# Airroll Select Dust Glass

## PERFORMANCE DATA

Article No.	Filter Class		Dimensions	Air Velocity	Pressure Drop
	ISO 16890	EN 779	mm	m/s	Pa
800120029931	Coarse 60%	G3	500 x 20000 x <b>25</b>	2	35
800121021955	Coarse 60%	G3	750 x 20000 x 25	2	35
800120029932	Coarse 60%	G3	1000 x 20000 x 25	2	35
800120029933	Coarse 60%	G3	1500 x 20000 x 25	2	35
800120029934	Coarse 60%	G3	500 x 20000 x <b>50</b>	2	50
800121021954	Coarse 60%	G3	750 x 20000 x 50	2	50
800120029935	Coarse 60%	G3	1000 x 20000 x 50	2	50
800120029936	Coarse 60%	G3	1500 x 20000 x 50	2	50
800120029938	Coarse 70%	G3	500 x 20000 x <b>100</b>	2	60
800121021956	Coarse 70%	G3	750 x 20000 x 100	2	60
800120029939	Coarse 70%	G3	1000 x 20000 x 100	2	60
800120029940	Coarse 70%	G3	1500 x 20000 x 100	2	60

## SPECIFICATION

<b>Recommended air velocity</b>	2 m/s	<b>Rec. final pressure for efficient energy use acc. to EN 13053</b>	Lowest value of initial pressure drop + 50 Pa, or initial pressure drop x 3
<b>Heat resistance</b>	Max. 80 °C	<b>Moisture resistance</b>	100 % rel. humidity
<b>Regenerable</b>	No	<b>Incinerable</b>	No

# Airroll Select

## Glass Automatic RFM

### Product Range



### Features



### Applications



### Filter Class

G

Coarse



### KEY FACTS

- Compatible with CEAG and AAF roll filter systems
- High dust holding capacity
- Wound for standard or reverse flow
- Odor free

### DESIGN

Continuously-spun glass fiber media, tension wound onto a steel spool with end plates.

### APPLICATIONS

Replacement filter roll for installation in CEAG and AAF systems.



# Airroll Select

## Glass Automatic RFM

### PERFORMANCE DATA

Article No.	Filter Class		Dimensions	Pressure Drop
	ISO 16890	EN 779		
			mm	Pa
800122027877	Coarse 70%	G3	526 x 20000 x 60	48
800122027878	Coarse 70%	G3	836 x 20000 x 60	48
800122027879	Coarse 70%	G3	1141 x 20000 x 60	48
800122027880	Coarse 70%	G3	1446 x 20000 x 60	48
800122027881	Coarse 70%	G3	1751 x 20000 x 60	48
800122027893	Coarse 70%	G3	2056 x 20000 x 60	48

### SPECIFICATION

<b>Recommended air velocity</b>	2.5 m/s	<b>Rec. final pressure for efficient energy use acc. to EN 13053</b>	Lowest value of initial pressure drop + 50 Pa, or initial pressure drop x 3
<b>Heat resistance</b>	Max. 120 °C	<b>Moisture resistance</b>	80 %
<b>Regenerable</b>	No	<b>Incinerable</b>	No

# Airroll Select

## Glass Automatic RFT

---

### Product Range



Select

---

### Features



---

### Applications



---

### Filter Class

G

Coarse



### KEY FACTS

- Compatible with Trox automatic roll filter hardware
- High dust holding capacity
- Wound for standard or reverse flow
- Odor free

### DESIGN

Continuously-spun glass fiber media, tension wound onto a cardboard cassette with a metal shaft.

### APPLICATIONS

Replacement filter roll for installation in Trox systems.

# Airroll Select

## Glass Automatic RFT

### PERFORMANCE DATA

Article No.	Filter Class		Dimensions	Pressure Drop
	ISO 16890	EN 779	mm	Pa
800122027882	Coarse 70%	G3	650 x 20000 x 60	48
800122027883	Coarse 70%	G3	950 x 20000 x 60	48
800122027884	Coarse 70%	G3	1250 x 20000 x 60	48
800122027885	Coarse 70%	G3	1550 x 20000 x 60	48
800122027886	Coarse 70%	G3	1850 x 20000 x 60	48
800122027887	Coarse 70%	G3	2150 x 20000 x 60	48

### SPECIFICATION

<b>Recommended air velocity</b>	2.5 m/s	<b>Rec. final pressure for efficient energy use acc. to EN 13053</b>	Lowest value of initial pressure drop + 50 Pa, or initial pressure drop x 3
<b>Heat resistance</b>	Max. 120 °C	<b>Moisture resistance</b>	80 %
<b>Regenerable</b>	No	<b>Incinerable</b>	No

# Airroll Select

## Glass Automatic RFD

---

### Product Range



---

### Features



---

### Applications



---

### Filter Class

G

Coarse



### KEY FACTS

- Compatible with Delbag automatic roll filter hardware
- High dust holding capacity
- Wound for standard or reverse flow
- Odor free

### DESIGN

Continuously-spun glass fiber media, tension wound onto a cardboard tube.

### APPLICATIONS

Replacement filter roll for installation in Delbag systems.

# Airroll Select

## Glass Automatic RFD

### PERFORMANCE DATA

Article No.		Filter Class	Dimensions	Pressure Drop
	ISO 16890	EN 779	mm	Pa
800122027888	Coarse 70%	G3	810 x 20000 x 60	48
800122027889	Coarse 70%	G3	1110 x 20000 x 60	48
800122027890	Coarse 70%	G3	1410 x 20000 x 60	48
800122027891	Coarse 70%	G3	1710 x 20000 x 60	48
800122027892	Coarse 70%	G3	2010 x 20000 x 60	48

### SPECIFICATION

<b>Recommended air velocity</b>	2.5 m/s	<b>Rec. final pressure for efficient energy use acc. to EN 13053</b>	Lowest value of initial pressure drop + 50 Pa, or initial pressure drop x 3
<b>Heat resistance</b>	Max. 80 °C	<b>Moisture resistance</b>	80 %
<b>Regenerable</b>	No	<b>Incinerable</b>	No

# Airroll Select

## Glass Automatic RFF

---

### Product Range



Select

---

### Features



---

### Applications



---

### Filter Class

G

Coarse



### KEY FACTS

- Compatible with Farr and Schirp automatic roll filter hardware
- High dust holding capacity
- Wound for standard or reverse flow
- Odor free

### DESIGN

Continuously-spun glass fiber media, tension wound onto a cardboard tube.

### APPLICATIONS

Replacement filter roll for installation in Farr and Schirp systems.

# Airroll Select

## Glass Automatic RFF

### PERFORMANCE DATA

Article No.	Filter Class		Dimensions	Pressure Drop
	ISO 16890	EN 779	mm	Pa
800122027894	Coarse 70%	G3	838 x 20000 x 60	48
800122027895	Coarse 70%	G3	1143 x 20000 x 60	48
800122027896	Coarse 70%	G3	1448 x 20000 x 60	48
800122027897	Coarse 70%	G3	1753 x 20000 x 60	48
800122027898	Coarse 70%	G3	2056 x 20000 x 60	48

### SPECIFICATION

<b>Recommended air velocity</b>	2.5 m/s	<b>Rec. final pressure for efficient energy use acc. to EN 13053</b>	Lowest value of initial pressure drop + 50 Pa, or initial pressure drop x 3
<b>Heat resistance</b>	Max. 65 °C	<b>Moisture resistance</b>	80 %
<b>Regenerable</b>	No	<b>Incinerable</b>	No

# Airroll Select Paint Dust

## Product Range

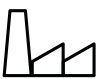


Select

## Features



## Applications



## KEY FACTS

- Glass fiber filter medium
- To separate paint mists
- Free of silicon and paint-damaging substances
- Resistant to acetone

## DESIGN

Continuously-spun glass fiber filter mats with a progressive structure to provide even dirt loading.

## APPLICATIONS

Floor filter for color mist separation in paint cabins and spray booth in the automobile industry, body paint shops, carpentry workshops, etc.



# Airroll Select Paint Dust

## PERFORMANCE DATA

Article No.	Average arrestance	Dimensions	Air Velocity	Pressure Drop
	Paint mist (%)	mm	m/s	Pa
800121029922	90 – 95	500 x 20000 x <b>50</b>	2.5	30
800121021957	90 – 95	750 x 20000 x 50	2.5	30
800121029923	90 – 95	1000 x 20000 x 50	2.5	30
800121029924	90 – 95	1500 x 20000 x 50	2.5	30
800121029925	93 – 97	500 x 20000 x <b>70</b>	2.5	40
800121021958	93 – 97	750 x 20000 x 70	2.5	40
800121029926	93 – 97	1000 x 20000 x 70	2.5	40
800121029927	93 – 97	1500 x 20000 x 70	2.5	40
800121029928	98 – 99	500 x 20000 x <b>100</b>	2.5	60
800121021959	98 – 99	750 x 20000 x 100	2.5	60
800121029929	98 – 99	1000 x 20000 x 100	2.5	60
800121029930	98 – 99	1500 x 20000 x 100	2.5	60

## SPECIFICATION

<b>Recommended air velocity</b>	2.5 m/s	<b>Recommended final pressure drop</b>	80 Pa for 50 mm and 70 mm, 130 Pa for 100 mm
<b>Heat resistance</b>	Max. 180 °C	<b>Moisture resistance</b>	80 %
<b>Regenerable</b>	No	<b>Incinerable</b>	No

# Airroll Paintcard PFF

## Product Range



## Features



## Applications



## KEY FACTS

- Self supporting, environmentally-friendly design
- Four to six times greater paint loading than glass fiber
- Simple method for retrofitting expensive water curtain systems
- Ensures an even air flow across the cabin

## DESIGN

Self-supporting filter medium made from 100 % recycled cardboard. Paper pleats for effective paint storage.

## APPLICATIONS

Prefilter for exhaust air in spray and paint cabins. Dry filter for cross-draft paint booths.

# Airroll

## Paintcard PFF

### PERFORMANCE DATA


Article No.	Width x Length	Pleats	Filter area / packaging unit	Flow rate	Pressure Drop
	approx. mm		m <sup>2</sup>	m/s	Pa
800119021961	750 x 13000	330	10	0.75	30
800119021964	900 x 11000	270	10	0.75	30
800119021965	1000 x 10000	250	10	0.75	30

### SPECIFICATION

<b>Recommended air velocity</b>	0.75 m/s	<b>Recommended final pressure drop</b>	Max. 150 Pa
<b>Heat resistance</b>	Max. 100 °C	<b>Moisture resistance</b>	100 % rel. humidity
<b>Regenerable</b>	Yes	<b>Incinerable</b>	Yes

# Airmat Eco NoGlass

## Product Range



## Features



## Applications



## Filter Class

G

M

Coarse

ePM10



## KEY FACTS

- High performance synthetic fibers
- High dust holding capacity
- Progressive density
- Robust and durable
- Available in a wide variety of sizes
- Mechanically and thermally bonded

## DESIGN

Synthetic fibers in a progressively-structured filter mat that gradually increases in density with the depth of the material.

## APPLICATIONS

For coarse and fine filtration of exhaust and supply air.

# Airmat Eco

## NoGlass

### PERFORMANCE DATA

Article No.	Media Type	ISO 16890	Filter Class	EN 779	Dimensions	Air Velocity	Pressure Drop
					mm	m/s	Pa
800110021946	7095	Coarse 60%	G2		500 x 500 x 10	1.5	30
800110011205	7100	Coarse 60%	G2		500 x 500 x 12	1.5	30
800110021945	7090	Coarse 60%	G2		500 x 500 x 14	1.5	25
800110021950	7282	Coarse 60%	G3		500 x 500 x 6	1.5	35
800110021949	7631	Coarse 80%	G4		500 x 500 x 7	1.5	35
800110021947	7220	Coarse 80%	G4		500 x 500 x 15	1.5	45
800110011237	7200	Coarse 80%	G4		500 x 500 x 21	1.5	50
800110011246	7650	Coarse 90%	M5		500 x 500 x 13	1.5	70
800110021944	6055	ePM10 50%	M5		500 x 500 x 4	0.5	40
800110021943	2660	ePM10 70%	M6		500 x 500 x 13	0.5	50

### SPECIFICATION

<b>Recommended air velocity</b>	2 m/s	<b>Rec. final pressure for efficient energy use acc. to EN 13053</b>	Coarse: Lowest value of initial pressure drop + 50 Pa, or initial pressure drop x 3 ePM10: Lowest value of initial pressure drop + 100 Pa, or initial pressure drop x 3
<b>Heat resistance</b>	Max. 70 °C	<b>Moisture resistance</b>	100 % rel. humidity
<b>Regenerable</b>	No	<b>Incinerable</b>	Yes

# Airroll Eco NoGlass

## Product Range



## Features



## Applications



## Filter Class



Coarse



## KEY FACTS

- High performance synthetic fibers
- High dust holding capacity
- Progressive density
- Robust and durable
- Available in a wide variety of sizes
- Mechanically and thermally bonded

## DESIGN

Synthetic fibers in a progressively-structured filter roll that gradually increases in density with the depth of the material.

## APPLICATIONS

For coarse and fine filtration of exhaust and supply air.

# Airroll Eco

## NoGlass

### PERFORMANCE DATA

Article No.	Media Type	Filter Class		Dimensions*	Air Velocity	Pressure Drop
		ISO 16890	EN 779			
				mm	m/s	Pa
800111052132	7095	Coarse 60%	G2	1000 x 20000 x 10	1.5	30
800111035953	7100	Coarse 60%	G2	2000 x 20000 x 12	1.5	30
800111035966	7100	Coarse 60%	G2	1000 x 10000 x 12	1.5	30
800111035985	7090	Coarse 60%	G2	2000 x 40000 x 14	1.5	25
800111050402	7220	Coarse 80%	G4	2000 x 20000 x 15	1.5	45
800111035822	7200	Coarse 80%	G4	1000 x 20000 x 21	1.5	50
800111035834	7200	Coarse 80%	G4	2000 x 20000 x 21	1.5	50
800111035803	7650	Coarse 90%	M5	2000 x 20000 x 13	1.5	70

\*Other widths and lengths available on request.

### SPECIFICATION

<b>Recommended air velocity</b>	2 m/s	<b>Rec. final pressure for efficient energy use acc. to EN 13053</b>	Lowest value of initial pressure drop + 50 Pa, or initial pressure drop x 3
<b>Heat resistance</b>	Max. 70 °C	<b>Moisture resistance</b>	100 % rel. humidity
<b>Regenerable</b>	No	<b>Incinerable</b>	Yes

# Airroll Pro

## Paint NoGlass

### Product Range



### Features



### Applications



### Filter Class

G

Coarse



### KEY FACTS

- Contains no irritants
- Zero risk of shedding
- Last up to four times longer than equivalent glass media
- Suitable for heavy-duty use
- High dust and paint holding capacity

### DESIGN

Constructed from robust, flexible, polyester fibers connected by strong bonds, with no risk of shedding.

### APPLICATIONS

Designed for paint booth and other wet/dry applications.



# Airroll Pro

## Paint NoGlass

### PERFORMANCE DATA

Article No.	Filter Class		Dimensions	Air Velocity	Pressure Drop
	ISO 16890	EN 779	mm	m/s	Pa
800111028869	Coarse 70%	G4	750 x 20000 x <b>30</b>	1.5	≤22
800111028870	Coarse 70%	G4	1000 x 20000 x 30	1.5	≤22
800111028871	Coarse 70%	G4	2000 x 20000 x 30	1.5	≤22
800111028872	Coarse 70%	G4	750 x 20000 x <b>40</b>	1.5	≤30
800111028873	Coarse 70%	G4	1000 x 20000 x 40	1.5	≤30
800111028874	Coarse 70%	G4	2000 x 20000 x 40	1.5	≤30
800111000005	Coarse 70%	G4	750 x 20000 x <b>50</b>	1.5	≤35
800111000004	Coarse 70%	G4	1000 x 20000 x 50	1.5	≤35
800111000003	Coarse 70%	G4	2000 x 20000 x 50	1.5	≤35

### SPECIFICATION

<b>Recommended air velocity</b>	2 m/s	<b>Rec. final pressure for efficient energy use acc. to EN 13053</b>	Lowest value of initial pressure drop + 50 Pa, or initial pressure drop x 3
<b>Heat resistance</b>	Max. 70 °C	<b>Moisture resistance</b>	100 % rel. humidity
<b>Regenerable</b>	No	<b>Incinerable</b>	Yes

# Airpad Select Glass

**Product Range**



**Features**



**Applications**



**Filter Class**

G

Coarse



**KEY FACTS**

- Compact design for simple storage, installation, handling and removal
- Available in a wide range of sizes
- Heavy duty, moisture-resistant design

**DESIGN**

Glass fiber media in a heavy duty, moisture-resistant chipboard case, which is created prior to folding to eliminate moisture ingress.

**APPLICATIONS**

Prefiltration in general HVAC systems to protect plant room equipment and duct linings, and to extend the life of higher cost secondary filters.

# Airpad Select Glass

## PERFORMANCE DATA

Article No.	Filter Class		Dimensions	Flow Rate	Pressure Drop
	ISO 16890	EN 779	mm	m <sup>3</sup> /h	Pa
800210021431	Coarse 60%	G3	287 x 596 x <b>22</b>	1100	38
800210021430	Coarse 60%	G3	296 x 296 x 22	580	38
800210021428	Coarse 60%	G3	395 x 624 x 22	1600	38
800210021429	Coarse 60%	G3	496 x 624 x 22	2000	38
800210020866	Coarse 60%	G3	287 x 596 x <b>47</b>	1100	40
800210020871	Coarse 60%	G3	296 x 296 x 47	450	40
800210020868	Coarse 60%	G3	395 x 624 x 47	1700	40
800210020842	Coarse 60%	G3	596 x 596 x 47	2300	40
800210020679	Coarse 60%	G3	287 x 596 x <b>98</b>	1100	60
800210020714	Coarse 60%	G3	296 x 296 x 98	600	60
800210020709	Coarse 60%	G3	395 x 624 x 98	1650	60
800210020678	Coarse 60%	G3	596 x 596 x 98	2400	60

## SPECIFICATION

<b>Recommended air velocity</b>	1.85 m/s	<b>Rec. final pressure for efficient energy use acc. to EN 13053</b>	Lowest value of initial pressure drop + 50 Pa, or initial pressure drop x 3
<b>Heat resistance</b>	Max. 100 °C	<b>Moisture resistance</b>	80 % rel. humidity
<b>Regenerable</b>	No	<b>Incinerable</b>	Yes

## OPTIONS

<b>Frame</b>	Moisture-resistant cardboard (standard), or metal (optional)
--------------	--

# Airpad Select NoGlass

**Product Range**



**Features**



**Applications**



**Filter Class**

**G** **Coarse**



**KEY FACTS**

- Polyester filter medium
- Progressive structure
- Easy installation and handling
- Maintenance-friendly

**DESIGN**

Synthetic, 100 % polyester filter medium in a robust frame.

**APPLICATIONS**

Prefiltration for air conditioning and ventilation equipment and/or systems, highly effective for coarse dust.

# Airpad Select NoGlass

## PERFORMANCE DATA

Article No.	Filter Class		Dimensions	Flow Rate	Pressure Drop
	ISO 16890	EN 779	mm	m <sup>3</sup> /h	Pa
800211023456	Coarse 60%	G2	245 x 245 x <b>12</b>	432	70
800211023470	Coarse 60%	G2	372 x 372 x 12	996	70
800211023429	Coarse 75%	G3	395 x 624 x <b>22</b>	1775	75
800211023421	Coarse 75%	G3	596 x 596 x 22	2558	75
800211023394	Coarse 80%	G4	245 x 245 x <b>47</b>	432	80
800211023400	Coarse 80%	G4	496 x 624 x 47	2228	80
800211023396	Coarse 80%	G4	596 x 596 x 47	2558	80
800211023390	Coarse 80%	G4	496 x 624 x <b>98</b>	2228	85

## SPECIFICATION

<b>Recommended air velocity</b>	Flow rate ± 25 %	<b>Rec. final pressure for efficient energy use acc. to EN 13053</b>	Lowest value of initial pressure drop + 50 Pa, or initial pressure drop x 3
<b>Heat resistance</b>	Max. 70 °C	<b>Moisture resistance</b>	100 % rel. humidity
<b>Regenerable</b>	No	<b>Incinerable</b>	Yes (excluding metal frame versions)

## OPTIONS

<b>Frame</b>	Moisture-resistant cardboard (standard), galvanized steel with grids (optional), or refillable galvanized frame
--------------	---

# Aircurve Select

## Metal-framed panel filters

### Product Range



### Applications



### Filter Class

G

Coarse



### KEY FACTS

- Synthetic filter media
- No fiber shedding
- Stable design
- High dust holding capacity
- Top cost-benefit ratio
- Low weight
- M1-classed media according to NFP92-507

### DESIGN

Open-pleated synthetic filter media installed in a lightweight metal case. Supported by galvanized steel mesh on both sides to provide extra pleat stability.

### APPLICATIONS

Prefiltration or main filtration for all HVAC systems.

# Aircurve Select

## Metal-framed panel filters

### PERFORMANCE DATA

Article No.	Filter Class		Dimensions mm	Flow Rate m <sup>3</sup> /h	Pressure Drop Pa
	ISO 16890	EN 779			
800240039096	Coarse 65%	G4	592 x 592 x 48	2000	45
				2900	85
800240062751	Coarse 65%	G4	490 x 592 x 48	1650	45
800240062752	Coarse 65%	G4	287 x 592 x 48	950	45
800240062753	Coarse 65%	G4	495 x 495 x 48	1375	45

### SPECIFICATION

<b>Recommended air flow</b>	< 3400 m <sup>3</sup> /h	<b>Rec. final pressure drop</b>	Initial pressure x 2 (Max. 450 Pa)
<b>Heat resistance</b>	Max. 70 °C	<b>Moisture resistance</b>	100 % rel. humidity
<b>Regenerable</b>	No	<b>Flammability</b>	M1 according to NF P92-507

### OPTIONS

<b>Frame</b>	Galvanized steel (standard), aluminum, stainless steel
<b>Frame depth</b>	47 or 98 mm

# Airpanel Select

## Synthetic pleated filter

**Product Range**



**Applications**



**Filter Class**



**KEY FACTS**

- Compact design
- Specially-finished support grid prevents oxidization
- Chemically-bonded media ensures pleat stability
- Simple installation and handling

**DESIGN**

Pleated, synthetic filter media laminated onto an expanded diamond grid, which features a special finish to prevent oxidization.

**APPLICATIONS**

Prefiltration for air conditioning and ventilation equipment and/or systems highly effective with coarse dust.



# Airpanel Select

## Synthetic pleated filter

### PERFORMANCE DATA

Article No.	Filter Class	Dimensions	Flow Rate	Pressure Drop
	ISO 16890	mm	m <sup>3</sup> /h	Pa
800220014387	Coarse 80%	287 x 596 x <b>47</b>	965	30
800220014356	Coarse 80%	296 x 296 x 47	494	30
800220014366	Coarse 80%	395 x 624 x 47	1390	30
800220014459	Coarse 80%	448 x 448 x 47	1130	30
800220014367	Coarse 80%	496 x 624 x 47	1744	30
800220014389	Coarse 80%	596 x 596 x 47	2000 3400	30 80
800220014005	Coarse 80%	287 x 596 x <b>98</b>	964	25
800220015247	Coarse 80%	296 x 296 x 98	494	25
800220014031	Coarse 80%	395 x 624 x 98	1390	25
800220014065	Coarse 80%	496 x 624 x 98	1744	25
800220015251	Coarse 80%	596 x 596 x 98	2000 3400	25 65

### SPECIFICATION

<b>Recommended air flow</b>	Flow rate ± 25 %	<b>Rec. final pressure for efficient energy use acc. to EN 13053</b>	Lowest value of initial pressure drop + 50 Pa, or initial pressure drop x 3
<b>Heat resistance</b>	Max. 70 °C	<b>Moisture resistance</b>	100 % rel. humidity / 90 % cardboard frame
<b>Regenerable</b>	No	<b>Incinerable</b>	Yes, except for metal frames

### OPTIONS

<b>Frame</b>	Moisture-resistant cardboard or metal
--------------	---------------------------------------

# Airpanel Select XL

## Synthetic pleated filter

**Product Range**



**Features**

**XL**

**Applications**



**Filter Class**

**Coarse**



**KEY FACTS**

- Compact design
- Increased surface area for high dust holding capacity and low pressure drop
- Specially finished support grid prevents oxidization
- Simple installation and handling

**DESIGN**

Pleated, synthetic filter media laminated onto an expanded diamond grid, which features a special finish to prevent oxidization.

**APPLICATIONS**

Prefiltration for air conditioning and ventilation equipment and/or systems. Highly effective with coarse dust.

# Airpanel Select XL

## Synthetic pleated filter

### PERFORMANCE DATA

Article No.	Filter Class	Dimensions	Flow Rate	Pressure Drop
	ISO 16890	mm	m <sup>3</sup> /h	Pa
800229014910	Coarse 80%	287 x 596 x <b>47</b>	965	28
800229014916	Coarse 80%	296 x 296 x 47	494	28
800229014924	Coarse 80%	395 x 624 x 47	1390	28
800229014901	Coarse 80%	448 x 448 x 47	1130	28
800229014914	Coarse 80%	496 x 624 x 47	1744	28
800229014952	Coarse 80%	596 x 596 x 47	2000	28
			3400	75
800229014828	Coarse 80%	287 x 596 x <b>98</b>	964	22
800229014837	Coarse 80%	296 x 296 x 98	494	22
800229014859	Coarse 80%	395 x 624 x 98	1390	22
800229014862	Coarse 80%	496 x 624 x 98	1744	22
800229061083	Coarse 80%	596 x 596 x 98	2000	22
			3400	62

### SPECIFICATION

<b>Recommended air flow</b>	Flow rate ± 25 %	<b>Rec. final pressure for efficient energy use acc. to EN 13053</b>	Lowest value of initial pressure drop + 50 Pa, or initial pressure drop x 3
<b>Heat resistance</b>	Max. 70 °C	<b>Moisture resistance</b>	100 % rel. humidity / 90 % cardboard frame
<b>Regenerable</b>	No	<b>Incinerable</b>	Yes, except for metal frames

### OPTIONS

<b>Frame</b>	Moisture-resistant cardboard or metal
--------------	---------------------------------------

# Airpanel Select FZL

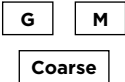
**Product Range**



**Applications**



**Filter Class**



**KEY FACTS**

- Self-stable, synthetic filter medium
- Several frame types available
- Easy assembly and handling
- Maintenance-friendly

**DESIGN**

Pleated, synthetic filter medium, self-stable design, pleats are separated by hotmelt spacers to ensure stability.

**APPLICATIONS**

Prefiltration for air-conditioning and ventilation equipment and/or systems, highly effective with coarse dust.

**OPTIONS**

<b>Frame</b>	Polyester, metal or plastic
<b>Gasket</b>	Foamed polyurethane continuous gasket

# Airpanel Select

## FZL

### PERFORMANCE DATA

Article No.	Filter Class		Dimensions	Flow Rate	Pressure Drop
	ISO 16890	EN 779	mm	m <sup>3</sup> /h	Pa
800223023505	<b>Coarse 70%</b>	<b>G4</b>	285 x 592 x <b>24</b>	475	35
800223023510	Coarse 70%	G4	492 x 592 x 24	825	35
800223023511	Coarse 70%	G4	492 x 622 x 24	875	35
800223023512	Coarse 70%	G4	592 x 592 x 24	1000	35
800223023514	Coarse 70%	G4	285 x 592 x <b>46</b>	950	35
800223023518	Coarse 70%	G4	492 x 492 x 46	1375	35
800223023519	Coarse 70%	G4	492 x 592 x 46	1650	35
800223023520	Coarse 70%	G4	492 x 622 x 46	1750	35
800223023521	Coarse 70%	G4	592 x 592 x 46	2000	35
800223023522	Coarse 70%	G4	285 x 285 x <b>96</b>	650	35
800223023526	Coarse 70%	G4	395 x 622 x 96	2075	35
800223023529	Coarse 70%	G4	492 x 622 x 96	2550	35
800223023530	Coarse 70%	G4	592 x 592 x 96	2900	35
800223062689	<b>Coarse 80%</b>	<b>M5</b>	285 x 592 x <b>46</b>	950	45
800223062690	Coarse 80%	M5	492 x 492 x 46	1375	45
800223062691	Coarse 80%	M5	492 x 592 x 46	1650	45
800223062692	Coarse 80%	M5	492 x 622 x 46	1750	45
800223062693	Coarse 80%	M5	592 x 592 x 46	2000	45
800223062694	Coarse 80%	M5	285 x 285 x <b>96</b>	650	45
800223062695	Coarse 80%	M5	395 x 622 x 96	2075	45
800223062696	Coarse 80%	M5	492 x 622 x 96	2550	45
800223061772	Coarse 80%	M5	592 x 592 x 96	2900	45

### SPECIFICATION

<b>Recommended air flow</b>	Flow rate ± 25 %	<b>Rec. final pressure for efficient energy use acc. to EN 13053</b>	Lowest value of initial pressure drop + 50 Pa, or initial pressure drop x 3
<b>Heat resistance</b>	Max. 70 °C	<b>Moisture resistance</b>	100 % rel. humidity
<b>Regenerable</b>	No	<b>Incinerable</b>	Yes, except for metal frames

# Airpanel Eco

## FZL

### Product Range



### Applications



### Filter Class



### KEY FACTS

- 20% greater filter area than the Airpanel Select FZL
- Self-stable synthetic filter medium
- Several frame types available
- Easy installation and handling
- Maintenance-friendly

### DESIGN

Pleated, synthetic filter medium, self-stable design, pleats are separated by hotmelt spacers to ensure stability.

### APPLICATIONS

Prefiltration for air-conditioning and ventilation equipment and/or systems, highly effective with coarse dust.

### OPTIONS

<b>Frame</b>	Polyester, metal or plastic
<b>Gasket</b>	Foamed polyurethane continuous gasket

# Airpanel Eco

## FZL

### PERFORMANCE DATA

Article No.	Filter Class		Dimensions	Flow Rate	Pressure Drop
	ISO 16890	EN 779	mm	m <sup>3</sup> /h	Pa
800224023532	<b>Coarse 70%</b>	<b>G4</b>	285 x 592 x <b>24</b>	450	30
800224023533	Coarse 70%	G4	395 x 492 x 24	550	30
800224023537	Coarse 70%	G4	492 x 592 x 24	825	30
800224023539	Coarse 70%	G4	592 x 592 x 24	1000	30
800224023541	Coarse 70%	G4	285 x 592 x <b>46</b>	925	30
800224023542	Coarse 70%	G4	395 x 492 x 46	1100	30
800224023546	Coarse 70%	G4	492 x 592 x 46	1650	30
800224023548	Coarse 70%	G4	592 x 592 x 46	2000	30
800224023550	Coarse 70%	G4	285 x 592 x <b>96</b>	1400	30
800224023551	Coarse 70%	G4	395 x 492 x 96	1575	30
800224023555	Coarse 70%	G4	492 x 592 x 96	2400	30
800224023557	Coarse 70%	G4	592 x 592 x 96	2900	30
800224062681	<b>Coarse 80%</b>	<b>M5</b>	285 x 592 x <b>46</b>	950	40
800224062682	Coarse 80%	M5	492 x 492 x 46	1375	40
800224062683	Coarse 80%	M5	492 x 592 x 46	1650	40
800224062684	Coarse 80%	M5	492 x 622 x 46	1750	40
800224062680	Coarse 80%	M5	592 x 592 x 46	2000	40
800224062685	Coarse 80%	M5	285 x 285 x <b>96</b>	650	40
800224062686	Coarse 80%	M5	395 x 622 x 96	2075	40
800224062687	Coarse 80%	M5	492 x 622 x 96	2550	40
800224062688	Coarse 80%	M5	592 x 592 x 96	2900	40


### SPECIFICATION

<b>Recommended air flow</b>	Flow rate ± 25 %	<b>Rec. final pressure for efficient energy use acc. to EN 13053</b>	Lowest value of initial pressure drop + 50 Pa, or initial pressure drop x 3
<b>Heat resistance</b>	Max. 70 °C	<b>Moisture resistance</b>	90 % rel. humidity
<b>Regenerable</b>	No	<b>Incinerable</b>	Yes

# Airpanel Pro

## Long-life pleated filter

### Product Range



### Applications



### Filter Class

M

Coarse



### KEY FACTS

- Large filter area
- Long service life and high dust holding capacity
- No dust break through
- Flexible pleat distance holders allow a uniform air flow across the filter surface

### DESIGN

Pleated media in a plastic frame with spacers to ensure the stability of pleats.

### APPLICATIONS

Prefiltration or main filtration for all HVAC systems.



# Airpanel Pro

## Long-life pleated filter

### PERFORMANCE DATA

Article No.	Filter Class		Dimensions	Flow Rate	Pressure Drop
	ISO 16890	EN 779	mm	m <sup>3</sup> /h	Pa
800230000367	Coarse 80%	M5	287 x 592 x <b>48</b>	1700	70
800230000476	Coarse 80%	M5	490 x 592 x 48	2800	70
800230000375	Coarse 80%	M5	592 x 592 x 48	3400	70
800230003349	Coarse 80%	M5	287 x 592 x <b>96</b>	1700	60
800230003375	Coarse 80%	M5	450 x 550 x 96	2400	60
800230003351	Coarse 80%	M5	490 x 592 x 96	2800	60
800230003355	Coarse 80%	M5	550 x 550 x 96	2900	60
800230003311	Coarse 80%	M5	592 x 592 x 96	3400	60

### SPECIFICATION

<b>Recommended air flow</b>	Flow rate ± 20 %	<b>Rec. final pressure for efficient energy use acc. to EN 13053</b>	Lowest value of initial pressure drop + 50 Pa, or initial pressure drop x 3
<b>Heat resistance</b>	Max. 70 °C	<b>Moisture resistance</b>	100 % rel. humidity
<b>Regenerable</b>	No	<b>Incinerable</b>	Yes (excluding metal frame versions)

### OPTIONS

<b>Frame</b>	Plastic or galvanized steel
<b>Gasket</b>	Foamed polyurethane continuous gasket
<b>Grid</b>	Plastic grid, one or two-sided

# Airpocket Select

## Synthetic bag filter

**Product Range**



**Applications**



**Filter Class**



**KEY FACTS**

- Synthetic filter medium
- Air flows up to 4,250 m<sup>3</sup>/h
- High dust holding capacity
- High efficiency
- Easy installation and handling

**DESIGN**

Progressively-structured, polyester media conically-welded into single pockets. Robust and rigid metal or plastic frame.

**APPLICATIONS**

Prefiltration or main filtration for air conditioning and ventilation systems. Highly effective for coarse dust.

# Airpocket Select

## Synthetic bag filter

### PERFORMANCE DATA

Article No.	Filter Class		Dimensions	Pockets	Flow Rate	Pressure Drop
	ISO 16890	EN 779	mm		m <sup>3</sup> /h	Pa
800335003444	<b>Coarse 70%</b>	G4	287 x 287 x <b>360</b>	3	824	35
800335003442	Coarse 70%	G4	287 x 592 x 360	3	1700	35
800335003443	Coarse 70%	G4	490 x 592 x 360	5	2900	35
800335003441	Coarse 70%	G4	592 x 592 x 360	6	3400	35
800335003448	<b>Coarse 80%</b>	M5	287 x 287 x <b>600</b>	3	824	50
800335003447	Coarse 80%	M5	287 x 592 x 600	3	1700	50
800335003446	Coarse 80%	M5	490 x 592 x 600	5	2900	50
800335003445	Coarse 80%	M5	592 x 592 x 600	6	3400	50

### SPECIFICATION

<b>Recommended air velocity</b>	0.933 m/s	<b>Rec. final pressure for efficient energy use acc. to EN 13053</b>	Lowest value of initial pressure drop + 50 Pa, or initial pressure drop x 3
<b>Heat resistance</b>	Max. 70 °C	<b>Moisture resistance</b>	100 % rel. humidity
<b>Regenerable</b>	No	<b>Incinerable</b>	Yes – plastic frame only


### OPTIONS

<b>Frame</b>	Galvanized steel or plastic
<b>Header depth</b>	25 or 20 mm
<b>Gasket</b>	Flat gasket

# Airpocket Eco

## Long-life bag filter

### Product Range



### Applications



### Filter Class

G

Coarse



### KEY FACTS

- Long service life
- Fully incinerable
- Free of glass fibers
- Low pressure drop

### DESIGN

Progressively-structured synthetic media in a polypropylene frame.

### APPLICATIONS

Prefiltration or main filtration for air-conditioning and ventilation systems.

# Airpocket Eco

## Long-life bag filter

### PERFORMANCE DATA

Article No.	Filter Class		Dimensions	Pockets	Flow Rate	Pressure Drop
	ISO 16890	EN 779	mm		m <sup>3</sup> /h	Pa
800355012908	Coarse 70%	G4	287 x 592 x 360	2	1700	45
800355012906	Coarse 70%	G4	592 x 592 x 360	4	3400	45
800355013001	Coarse 70%	G4	287 x 592 x 500	2	1700	40
800355012993	Coarse 70%	G4	592 x 592 x 500	4	3400	40
800355012822	Coarse 70%	G4	287 x 592 x 635	2	1700	35
800355012784	Coarse 70%	G4	592 x 592 x 635	4	3400	35

### SPECIFICATION

<b>Recommended air flow</b>	Flow rate ± 15 %	<b>Rec. final pressure for efficient energy use acc. to EN 13053</b>	Lowest value of initial pressure drop + 50 Pa, or initial pressure drop x 3
<b>Heat resistance</b>	Max. 70 °C	<b>Moisture resistance</b>	100 % rel. humidity
<b>Regenerable</b>	No	<b>Incinerable</b>	Yes (excluding metal frame versions)

### OPTIONS

<b>Frame</b>	Galvanized steel or plastic
<b>Header depth</b>	25 mm



# Fine Dust Filters

**Used to separate: PM1, PM2.5, soot, cement dust, spores and larger bacteria.**

Fine dust filters serve either as final filters for HVAC and similar applications, or as prefilters for EPA, HEPA or ULPA filters in ultra-clean environments.

Fine dust filters typically feature either a mini-pleated media in a variety of frame styles, or are formed into pockets in a bag filter.

	PAGE	ISO Coarse	ISO ePM10	ISO ePM2.5	ISO ePM1	EPA	HEPA	ULPA	HVAC	Cleanroom	Power Gen	Industrial	ATEX-rated	Burst resistant	Gas adsorption	Glass fiber	Grease removal	High efficiency	High temp.	No Glass media	Paint application	Pulse function	Re-gen	Water removal	XL capacity
<b>Fine Dust Filters</b>	<b>62</b>																								
Airpanel Eco	64		•	•					•	•		•													
Airsquare Select	66		•		•				•	•															
Airsquare Select Flange	68		•	•	•				•	•															
Airsquare Pro Flange HT	70		•		•				•	•									•						
Airpocket Select	72	•	•		•				•	•															
Airpocket Eco	74	•	•		•				•	•															
Airpocket Eco Glass	76			•	•				•	•						•									
Aircube Eco 3V	78		•	•	•				•	•															
Aircube Select 4V	80		•		•				•	•															
Aircube Eco 4V	82		•	•	•				•	•															
Aircube Pro HT	84		•	•	•				•	•									•						
Aircube Pro Refill	86		•	•	•				•	•													•		
Aircube N Eco	88				•				•	•															

Packing more into each millimeter. Airpocket Eco's wave media provides a greater filter area and allows dirt to be depth loaded within the media.

# Airpanel Eco

## Synthetic pleated filter

### Product Range



### Applications



### Filter Class

M

ePM10



### KEY FACTS

- High efficiency panel
- Robust to reduce the risk of damage during installation
- Space-saving low depth

### DESIGN

Electrostatically-charged synthetic media pleated with a robust wire backing.

### APPLICATIONS

Suitable for use in close control air conditioning units, such as computer rooms and installations requiring a high degree of cleanliness.





# Airpanel Eco

## Synthetic pleated filter

### PERFORMANCE DATA

Article No.	Filter Class		Dimensions	Flow Rate	Pressure Drop
	ISO 16890	EN 779	mm	m <sup>3</sup> /h	Pa
800221023251	ePM10 80%	M6	245 x 245 x 47	260	60
800221023175	ePM10 80%	M6	245 x 496 x 47	525	60
800221023158	ePM10 80%	M6	287 x 596 x 47	750	60
800221023179	ePM10 80%	M6	296 x 296 x 47	380	60
800221023185	ePM10 80%	M6	395 x 496 x 47	845	60
800221023222	ePM10 80%	M6	496 x 496 x 47	1060	60
800221023157	ePM10 80%	M6	496 x 496 x 47	1060	60
800221023191	ePM10 80%	M6	496 x 624 x 47	1330	60
800221023151	ePM10 80%	M6	596 x 596 x 47	1500	60

### SPECIFICATION

<b>Recommended air flow</b>	Flow rate ± 10 %	<b>Rec. final pressure for efficient energy use acc. to EN 13053</b>	Lowest value of initial pressure drop + 100 Pa, or initial pressure drop x 3
<b>Heat resistance</b>	Max. 70 °C	<b>Moisture resistance</b>	90 % rel. humidity
<b>Regenerable</b>	No	<b>Incinerable</b>	Yes

### OPTIONS

<b>Frame</b>	Standard: cardboard. Optional: galvanized steel
<b>Gasket</b>	EPDM flat gasket

# Airsquare Select Mini-pleated filter

## Product Range



## Applications



## Filter Class

M

F

ePM10

ePM1



## KEY FACTS

- Large filter area with low installation depth
- Stable compact design
- Lightweight

## DESIGN

Mini-pleated, microglass media in a robust plastic frame. Hotmelt separators ensure an even air flow across the filter area and the hollow profile frame minimizes weight.

## APPLICATIONS

Ideal for use as pre or main filtration in HVAC systems where space is limited.



# Airsquare Select

## Mini-pleated filter

### PERFORMANCE DATA

Article No.	Filter Class		Dimensions	Flow Rate	Pressure Drop
	ISO 16890	EN 779	mm	m <sup>3</sup> /h	Pa
800420064943	ePM10 55%	M5	592 x 592 x <b>48</b>	2000	30
				2900	50
800420000954	ePM10 75%	M6	592 x 592 x 48	2000	55
				2900	90
800420001064	ePM1 55%	F7	592 x 592 x 48	2000	90
				2900	120
800420001696	ePM1 80%	F9	592 x 592 x 48	2000	145
				2900	210
800420058812	ePM10 55%	M5	592 x 592 x <b>96</b>	2900	50
800420000942	ePM10 75%	M6	592 x 592 x 96	2900	85
800420001055	ePM1 55%	F7	592 x 592 x 96	2900	110
800420001694	ePM1 80%	F9	592 x 592 x 96	2900	170

Performance data is for products with a plastic frame, no gasket and no grid. Alternative options are outlined below.

### SPECIFICATION


<b>Recommended air flow</b>	Flow rate $\pm$ 20 %	<b>Rec. final pressure for efficient energy use acc. to EN 13053</b>	Lowest value of initial pressure drop + 100 Pa, or initial pressure drop x 3
<b>Heat resistance</b>	Max. 70 °C	<b>Moisture resistance</b>	100 % rel. humidity
<b>Regenerable</b>	No	<b>Incinerable</b>	Yes

### OPTIONS

<b>Frame</b>	Standard: plastic frame. Optional: cardboard, galvanized steel or stainless steel
<b>Gasket</b>	Foamed polyurethane continuous gasket or EPDM flat gasket
<b>Grid</b>	Plastic grid, one or two-sided

# Airsquare Select Flange

## Product Range



## Applications



## Filter Class

M F

ePM10

ePM2.5

ePM1



## KEY FACTS

- Microglass fiber paper – no fiber loss or shedding
- Mini-pleats provide a large filter area
- Lightweight for easy handling
- Fully incinerable for simple environmentally-friendly disposal

## DESIGN

Mini-pleated, microglass media in a robust plastic frame. Hotmelt separators ensure an even air flow across the filter area and the hollow profile frame minimizes weight.

## APPLICATIONS

Ideal for use in general air conditioning systems where space is restricted or a rigid filter construction is required to combat turbulence, variable flow rates or vibrations.



# Airsquare Select Flange

## PERFORMANCE DATA

Article No.	ISO 16890	Filter Class	EN 779	Dimensions	Flow Rate	Pressure Drop
				mm	m <sup>3</sup> /h	Pa
800412058809	ePM10 55%	M5		592 x 592 x 100	2900	55
800412002795	ePM10 75%	M6		592 x 592 x 100	2900	85
800412002827	ePM1 55%	F7		592 x 592 x 100	2900	110
800412028867	ePM1 80%	F9		592 x 592 x 100	2900	170

## SPECIFICATION


<b>Recommended air flow</b>	Flow rate ± 10 %	<b>Rec. final pressure for efficient energy use acc. to EN 13053</b>	Lowest value of initial pressure drop + 100 Pa, or initial pressure drop x 3
<b>Heat resistance</b>	Max. 70 °C	<b>Moisture resistance</b>	100 % rel. humidity
<b>Regenerable</b>	No	<b>Incinerable</b>	Yes

## OPTIONS

<b>Gasket</b>	EPDM or polyurethane foam gasket
<b>Header Depth</b>	25 mm

# Airsquare Pro Flange HT

## Product Range



## Features



## Applications



## Filter Class

M

F

ePM10

ePM1



## KEY FACTS

- Operating temperature up to 120°C
- Microglass fiber with no risk of shedding
- Large filter surface area for high dust holding capacity
- Extremely high burst pressure
- Compact installation depth of only 88 mm

## DESIGN

Microglass fiber media, pleated with cotton thread separators and held in a rigid, galvanized steel frame.

## APPLICATIONS

Ideal for use as a pre or final filter in applications that require a high degree of safety.



# Airsquare Pro Flange HT

## PERFORMANCE DATA

Article No.	Filter Class		Dimensions	Flow Rate	Pressure Drop
	ISO 16890	EN 779			
800413002849	ePM10 75%	M6	592 x 592 x 88	2900	110
800413002860	ePM1 55%	F7	592 x 592 x 88	2900	135
800413002852	ePM1 80%	F9	592 x 592 x 88	2900	170

## SPECIFICATION

<b>Recommended air flow</b>	Flow rate ± 10 %	<b>Rec. final pressure for efficient energy use acc. to EN 13053</b>	Lowest value of initial pressure drop + 100 Pa, or initial pressure drop x 3
<b>Heat resistance</b>	Max. 120 °C	<b>Moisture resistance</b>	100 % rel. humidity
<b>Regenerable</b>	No	<b>Incinerable</b>	No

## OPTIONS

<b>Grid</b>	Galvanized steel, one or two-sided
<b>Header Depth</b>	25 mm

# Airpocket Select Synthetic Bag Filter

## Product Range



Select

## Applications



## Filter Class

M

F

ePM10

ePM1



## KEY FACTS

- Synthetic, melt-blown media
- Excellent cost-benefit ratio
- Easy installation and handling

## DESIGN

Bag filter with a metal or plastic frame. Individual pockets are constructed from a multilayered, polypropylene melt-blown media. Pockets are designed to inflate and remain separated from one another to allow even distribution of the air flow across the entire filter.

## APPLICATIONS

Prefiltration or main filtration for air-conditioning and ventilation systems in a wide range of applications, such as hospitals, computer suites, offices and public buildings.

## OPTIONS

Frame	Plastic or galvanized steel
Gasket	EPDM flat gasket
Header depth	25 mm or 20 mm





# Airpocket Select Synthetic Bag Filter

## PERFORMANCE DATA

Article No.	Filter Class		Dimensions	Pockets	Flow Rate	Pressure Drop	Energy Consumption	Energy Class
	ISO 16890	EN 779						
800335008190	ePM10 75%	M6	592 x 592 x 535	8	3400	70	3489	E
800335008192	ePM10 75%	M6	592 x 592 x 635	6	3400	95	2662	E
800335008184	ePM10 75%	M6	592 x 592 x 635	8	3400	70	1835	E
800335008197	ePM10 75%	M6	592 x 892 x 635	8	5100	70		E
800335028254	ePM10 75%	M6	490 x 592 x 635	6	2800	70		E
800335028255	ePM10 75%	M6	287 x 592 x 635	4	1700	70		E
800335003477	ePM1 60%	F7	592 x 592 x 635	8	3400	120	2189	E
800335025233	ePM1 60%	F7	592 x 592 x 635	10	3400	120	2031	D
800335033433	ePM1 60%	F7	592 x 892 x 635	10	5100	120		D
800335025235	ePM1 60%	F7	490 x 592 x 635	8	2800	120		D
800335025250	ePM1 60%	F7	287 x 592 x 635	5	1700	120		D
800335008185	ePM1 70%	F8	592 x 592 x 635	8	3400	160	2402	E
800335027933	ePM1 70%	F8	592 x 892 x 635	8	5100	160		E
800335027913	ePM1 70%	F8	490 x 592 x 635	6	2800	160		E
800335027910	ePM1 70%	F8	287 x 592 x 635	4	1700	160		E
800335031919	ePM1 80%	F9	592 x 592 x 535	8	3400	225	> 3500	E
800335032833	ePM1 80%	F9	592 x 592 x 635	8	3400	180	2345	D
800335033385	ePM1 80%	F9	592 x 892 x 635	8	5100	180		D
800335050902	ePM1 80%	F9	490 x 592 x 635	6	2800	180		D
800335032834	ePM1 80%	F9	287 x 592 x 635	4	1700	180		D

Performance data is for products with a plastic frame, 25 mm header and no gasket. Alternative options are outlined on the previous page.

Pocket depths are available between 100 mm and 762 mm.

## SPECIFICATION

<b>Recommended air flow</b>	Flow rate ± 15 %	<b>Rec. final pressure for efficient energy use acc. to EN 13053</b>	Lowest value of initial pressure drop + 100 Pa, or initial pressure drop x 3
<b>Heat resistance</b>	Max. 70 °C	<b>Moisture resistance</b>	100 % rel. humidity
<b>Regenerable</b>	No	<b>Incinerable</b>	Yes (excluding metal frame)

# Airpocket Eco

## Long-life bag filter

### Product Range



### Applications



### Filter Class

M

F

ePM10

ePM1



### KEY FACTS

- Highest energy efficiency
- Maximum reliability
- Multi-layer structure with built-in prefilter for maximum life

### DESIGN

Pocket filters built with metal or plastic frame. Single pockets made from a synthetic, wave-structured media are tailor sewn with conical spacer seams for an optimal V shape.

### APPLICATIONS

Prefiltration or main filtration for air conditioning and ventilation systems.

### OPTIONS

<b>Frame</b>	Plastic or galvanized steel
<b>Gasket</b>	EPDM flat gasket
<b>Header depth</b>	25 mm
<b>Silicon free</b>	Also available silicon free



# Airpocket Eco

## Long-life bag filter

### PERFORMANCE DATA

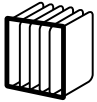
Article No.	Filter Class		Dimensions	Pockets	Flow Rate	Pressure Drop	Energy Consumption	Energy Class
	ISO 16890	EN 779						
800355006080	ePM10 50%	M5	592 x 592 x 360	6	3400	45	584	B
800355000341	ePM10 50%	M5	592 x 592 x 500	4	3400	40	530	A
800355003433	ePM10 50%	M5	592 x 592 x 500	6	3400	40	531	A
800355000340	ePM10 50%	M5	592 x 592 x 635	4	3400	35	447	A+
800355006750	ePM10 50%	M5	592 x 592 x 635	6	3400	35	466	A
800355002687	ePM10 70%	M6	592 x 592 x 500	4	3400	54	808	C
800355002696	ePM10 70%	M6	592 x 592 x 500	6	3400	52	695	A
800355002686	ePM10 70%	M6	592 x 592 x 635	4	3400	50	748	B
800355002691	ePM10 70%	M6	592 x 592 x 635	6	3400	55	600	A+
800355004727	ePM1 65%	F7	592 x 592 x 500	10	3400	75	1013	B
800355004384	ePM1 65%	F7	592 x 592 x 635	6	3400	100	1597	D
800355004417	ePM1 65%	F7	592 x 592 x 635	8	3400	80	1048	B
800355008051	ePM1 65%	F7	592 x 592 x 635	10	3400	65	839	A+
800355005101	ePM1 85%	F9	592 x 592 x 500	8	3400	105	1531	C
800355007628	ePM1 85%	F9	592 x 592 x 500	10	3400	105	1396	A+
800355007642	ePM1 85%	F9	592 x 592 x 635	8	3400	100	1186	A
800355007657	ePM1 85%	F9	592 x 592 x 635	10	3400	85	1110	A

### SPECIFICATION

<b>Recommended air flow</b>	Flow rate ± 15 %	<b>Rec. final pressure for efficient energy use acc. to EN 13053</b>	Lowest value of initial pressure drop + 100 Pa, or initial pressure drop x 3
<b>Heat resistance</b>	Max. 70 °C	<b>Moisture resistance</b>	100 % rel. humidity
<b>Regenerable</b>	No	<b>Incinerable</b>	Yes (excluding metal frame versions)

# Airpocket Eco Glass

## Product Range



## Features



## Applications



## Filter Class

M

F

ePM10

ePM1



## KEY FACTS

- Glass fiber filter medium
- Guaranteed long-term stability
- High efficiency
- High dust holding capacity

## DESIGN

Pocket filters built with metal or plastic frame. Single pockets of biosoluble glass fiber are tailor sewn with conical spacer seams for an optimal V shape.

## APPLICATIONS

Prefiltration or main filtration for air conditioning and ventilation systems.



## OPTIONS

<b>Frame</b>	Plastic or galvanized steel
<b>Gasket</b>	EPDM flat gasket
<b>Header depth</b>	25 mm or 20 mm
<b>Silicon free</b>	Also available silicon free

## SPECIFICATION

<b>Recommended air flow</b>	Flow rate $\pm$ 20 %	<b>Rec. final pressure for efficient energy use acc. to EN 13053</b>	Lowest value of initial pressure drop + 100 Pa, or initial pressure drop x 3
<b>Heat resistance</b>	Max. 80 °C	<b>Moisture resistance</b>	100 % rel. humidity
<b>Regenerable</b>	No	<b>Incinerable</b>	Yes

# Airpocket Eco Glass

Performance data is for products with a plastic frame, 25 mm header and no gasket. Alternative options are outlined on the previous page.

## PERFORMANCE DATA


Pocket depths are available between 100 mm and 762 mm.

Article No.	Filter Class		Dimensions mm	Pockets	Flow Rate m <sup>3</sup> /h	Pressure Drop Pa	Energy Consumption kWh/year	Energy Class Eurovent 2019
	ISO 16890	EN 779						
800340038907	ePM10 60%	M5	592 x 592 x 635	6	3400	50	770	C
800340038908	ePM10 60%	M5	287 x 592 x 635	3	1700	50		C
800340038911	ePM10 60%	M5	490 x 592 x 635	5	2850	50		C
800340048915	ePM2.5 50%	M6	592 x 592 x 635	6	3400	80	1023	C
800340003461	ePM2.5 50%	M6	592 x 592 x 635	8	3400	75	931	B
800340023558	ePM2.5 50%	M6	287 x 592 x 635	4	1700	75		B
800340023559	ePM2.5 50%	M6	592 x 287 x 635	8	1700	75		B
800340023560	ePM2.5 50%	M6	592 x 490 x 635	8	2850	75		B
800340023562	ePM2.5 50%	M6	592 x 892 x 635	8	5100	75		B
800340003177	ePM1 55%	F7	592 x 592 x 635	8	3400	100	1280	C
800340029996	ePM1 55%	F7	287 x 592 x 635	4	1700	100		C
800340038556	ePM1 55%	F7	490 x 592 x 635	6	2850	100		C
800340029979	ePM1 55%	F7	592 x 287 x 635	8	1700	100		C
800340036457	ePM1 55%	F7	592 x 490 x 635	8	2850	100		C
800340049104	ePM1 55%	F7	592 x 892 x 635	8	5100	100		C
800340023570	ePM1 80%	F9	592 x 592 x 635	8	3400	150	1903	D
800340023571	ePM1 80%	F9	287 x 592 x 635	4	1700	150		D
800340023576	ePM1 80%	F9	490 x 592 x 635	8	2850	150		D
800340023572	ePM1 80%	F9	592 x 287 x 635	8	1700	150		D
800340023573	ePM1 80%	F9	592 x 490 x 635	8	2850	150		D
800340023575	ePM1 80%	F9	592 x 892 x 635	8	5100	150		D
800340000364	ePM1 80%	F9	592 x 592 x 635	10	3400	145	1695	C
800340023577	ePM1 80%	F9	287 x 592 x 635	5	1700	145		C
800340023578	ePM1 80%	F9	592 x 287 x 635	10	1700	145		C
800340023579	ePM1 80%	F9	592 x 490 x 635	10	2850	145		C
800340023581	ePM1 80%	F9	592 x 892 x 635	10	5100	145		C

# Aircube Eco 3V

## 3V compact filter

### Product Range



### Applications



### Filter Class



### KEY FACTS

- For air flow rates up to 5,000 m<sup>3</sup>/h
- High efficiency
- Top cost-benefit ratio
- Low pressure drop
- Stable construction and low weight

### DESIGN

Compact filter with a plastic frame in a three-V design and flow-optimized profiles. Pleat pack comprising microglass paper with hotmelt bead spacing.

### APPLICATIONS

Prefiltration or main filtration for all HVAC systems.



# Aircube Eco 3V

## 3V compact filter

### PERFORMANCE DATA

Article No.	Filter Class		Dimensions	Flow Rate	Pressure Drop	Energy Consumption	Energy Class
	ISO 16890	EN 779					
800415013692	ePM10 75%	M6	592 x 592 x 292	3400	60	852	C
800415003450	ePM1 60%	F7	592 x 592 x 292	3400	75	992	B
800415003451	ePM1 80%	F9	592 x 592 x 292	3400	95	1228	A

### SPECIFICATION

<b>Recommended air flow</b>	Flow rate ± 20 %	<b>Rec. final pressure for efficient energy use acc. to EN 13053</b>	Lowest value of initial pressure drop + 100 Pa, or initial pressure drop x 3
<b>Heat resistance</b>	Max. 70 °C	<b>Moisture resistance</b>	100 % rel. humidity
<b>Regenerable</b>	No	<b>Incinerable</b>	Yes


### OPTIONS

<b>Gasket</b>	Polyurethane foam gasket on 1 or 2 sides
<b>Header Depth</b>	25 mm

# Aircube Select 4V

## 4V compact filter

**Product Range**



**Applications**



**Filter Class**



**KEY FACTS**

- Minipleat technology
- Top cost-benefit ratio
- Low weight

**DESIGN**

Compact filter with a 4V design. Constructed from high quality plastic for a light weight and high stability. Integrated handle for easy transportation and installation.

**APPLICATIONS**

Prefiltration or main filtration for all HVAC systems.





# Aircube Select 4V

## 4V compact filter

### PERFORMANCE DATA

Article No.	Filter Class		Dimensions	Flow Rate	Pressure Drop	Energy Consumption	Energy Class
	ISO 16890	EN 779					
800416058771	ePM10 55%	M5	592 x 592 x 292	3400	50	667	C
800416058772	ePM10 55%	M5	592 x 490 x 292	2800	50		C
800416058773	ePM10 55%	M5	592 x 287 x 292	1700	50		C
800416055552	ePM10 70%	M6	592 x 592 x 292	3400	60	821	C
800416055553	ePM10 70%	M6	592 x 490 x 292	2800	60		C
800416055554	ePM10 70%	M6	592 x 287 x 292	1700	60		C
800416055555	ePM1 55%	F7	592 x 592 x 292	3400	75	1012	B
800416055556	ePM1 55%	F7	592 x 490 x 292	2800	75		B
800416055557	ePM1 55%	F7	592 x 287 x 292	1700	75		B
800416055558	ePM1 80%	F9	592 x 592 x 292	3400	100	1390	B
800416055559	ePM1 80%	F9	592 x 490 x 292	2800	100		B
800416055560	ePM1 80%	F9	592 x 287 x 292	1700	100		B

Performance data is for products with a plastic frame, 25 mm header and no gasket. Alternative options are outlined below.

### SPECIFICATION

<b>Recommended air flow</b>	< 4250 m <sup>3</sup> /h	<b>Rec. final pressure for efficient energy use acc. to EN 13053</b>	Lowest value of initial pressure drop + 100 Pa, or initial pressure drop x 3
<b>Heat resistance</b>	Max. 70 °C	<b>Moisture resistance</b>	100 % rel. humidity
<b>Regenerable</b>	No	<b>Incinerable</b>	Yes

### OPTIONS

<b>Gasket</b>	Continuous polyurethane or flat neoprene on 1 or 2 sides
<b>Header Depth</b>	25 mm

# Aircube Eco 4V

## 4V compact filter

### Product Range



### Applications



### Filter Class



ePM10

ePM1



### KEY FACTS

- Optimised for low energy consumption
- Long life time
- Stable construction with low weight
- Filter series tested according to EN 13501-1:2010 as E d0

### DESIGN

Compact filter with a four-V design made of plastics for a light weight, stable construction. Integrated handle for easy transport and installation.

### APPLICATIONS

Prefiltration or main filtration for all HVAC systems.



# Aircube Eco 4V

## 4V compact filter

### PERFORMANCE DATA

Article No.	ISO 16890	Filter Class	EN 779	Dimensions	mm	Flow Rate	m <sup>3</sup> /h	Pressure Drop	Pa	Energy Consumption	kWh/year	Energy Class	Eurovent 2019
800410056793	ePM10 70%	M6		592 x 592 x 292		3400		55		797		B	
						4250		80				-	
800410056794	ePM10 70%	M6		592 x 490 x 292		2800		55				B	
800410056795	ePM10 70%	M6		592 x 287 x 292		1700		55				B	
800410056787	ePM1 60%	F7		592 x 592 x 292		3400		65		808		A+	
						4250		85				-	
800410056788	ePM1 60%	F7		592 x 490 x 292		2800		65				A+	
800410056789	ePM1 60%	F7		592 x 287 x 292		1700		65				A+	
800410056790	ePM1 80%	F9		592 x 592 x 292		3400		90		1227		A	
						4250		120					
800410056791	ePM1 80%	F9		592 x 490 x 292		2800		90				A	
800410056792	ePM1 80%	F9		592 x 287 x 292		1700		90				A	

Performance data is for products with a plastic frame, 25 mm header and no gasket. Alternative options are outlined below.

### SPECIFICATION

<b>Recommended air flow</b>	< 5000 m <sup>3</sup> /h	<b>Rec. final pressure for efficient energy use acc. to EN 13053</b>	Lowest value of initial pressure drop + 100 Pa, or initial pressure drop x 3
<b>Heat resistance</b>	Max. 70 °C	<b>Moisture resistance</b>	100 % rel. humidity
<b>Regenerable</b>	No	<b>Incinerable</b>	Yes
<b>Fire Classification</b>	E d0 according to EN 13501-1:2010		


### OPTIONS

<b>Header depth</b>	25 mm or 20 mm
<b>Gasket</b>	Continuous polyurethane on 1 or 2 sides
<b>Frame material</b>	Plastic

# Aircube Pro

## HT

### Product Range



### Features



### Applications



### Filter Class

M

F

ePM10

ePM2.5

ePM1



### KEY FACTS

- High operating temperature of 120 °C
- For air flow rates up to 5000 m<sup>3</sup>/h
- Integrated temperature indicator reduces risk of filter failure
- High efficiency
- Low pressure drop
- Stable construction and low weight.
- Top cost-benefit ratio

### DESIGN

Compact filter with a four-V design made of special, high temperature resistant plastic for a lightweight, stable construction. In-built temperature monitor indicates periods of high temperature for greater filter safety and improved process control.

### APPLICATIONS

Prefiltration or main filtration for demanding HVAC systems.



# Aircube Pro

## HT

### PERFORMANCE DATA

Article No.	Filter Class		Dimensions	Flow Rate	Pressure Drop	Energy Consumption	Energy Class
	ISO 16890	EN 779					
800411000176	ePM10 75%	M6	592 x 592 x 300	3400	75	963	D
800411000175	ePM1 55%	F7	592 x 592 x 300	3400	90	1041	B
800411000337	ePM1 80%	F9	592 x 592 x 300	3400	100	1337	B

### SPECIFICATION

<b>Recommended air flow</b>	Flow rate ± 20 %	<b>Rec. final pressure for efficient energy use acc. to EN 13053</b>	Lowest value of initial pressure drop + 100 Pa, or initial pressure drop x 3
<b>Heat resistance</b>	Max. 120 °C	<b>Moisture resistance</b>	100 % rel. humidity
<b>Regenerable</b>	No	<b>Incinerable</b>	Yes

### OPTIONS

<b>Gasket</b>	EPDM gasket on 1 or 2 sides
<b>Header Depth</b>	25 mm

# Aircube Pro Refill

## Product Range



## Features



## Applications



## Filter Class

M

F

ePM10

ePM2.5

ePM1



## KEY FACTS

- Changeable filter system
- Simple filter-change process requiring no tools
- Lightweight for easy installation
- Incinerable
- Metal and silicon free
- Reduces waste and disposal costs

## DESIGN

Replaceable filter cells made from microglass paper media with thermoplastic separators. Cells are held in place with a tongue and groove profile and sealed with a rubber gasket.

## APPLICATIONS

Prefiltration or main filtration for all HVAC systems.



# Aircube Pro

## Refill

### PERFORMANCE DATA

Article No.	Filter Class		Dimensions	Flow Rate*	Pressure Drop	Energy Consumption	Energy Class
	ISO 16890	EN 779	mm	m <sup>3</sup> /h	Pa	kWh/year	Eurovent 2019
800455000028	ePM10 75%	M6	360 x 550 x 53	3400	90	1144	D
800455000019	ePM2.5 55%	F7	360 x 550 x 53	3400	90	1121	C
800455000023	ePM1 80%	F9	360 x 550 x 53	3400	115	1529	C


\* Flow rate based on two Vs installed in a 592 x 592 mm holding frame

### SPECIFICATION

<b>Recommended air flow</b>	Flow rate ± 20 %	<b>Rec. final pressure for efficient energy use acc. to EN 13053</b>	Lowest value of initial pressure drop + 100 Pa, or initial pressure drop x 3
<b>Heat resistance</b>	Max. 80 °C	<b>Moisture resistance</b>	100 % rel. humidity
<b>Regenerable</b>	Yes	<b>Incinerable</b>	Yes

# Aircube N Eco

## Product Range



## Applications



## Filter Class

F

ePM1



## KEY FACTS

- For high flow rates up to 4,000 m<sup>3</sup>/h
- Compact design saves space
- Large active media area
- Rigid and robust
- Optional plastic frame is incinerable and lightweight

## DESIGN

V-shaped pleated cells with hotmelt or special thread separators to ensure the even spacing of the pleats. Available in various casing materials. Integrated handle for ease of installation.

## APPLICATIONS

Fine dust filters for terminal outlets in ventilation and clean room systems with high air quantities.



# Aircube N

## Eco

### PERFORMANCE DATA

Article No.	Filter Class		Dimensions	Flow Rate	Pressure Drop
	ISO 16890	EN 779	mm	m <sup>3</sup> /h	Pa
800481002912	ePM1 55%	F7	610 x 610 x 292	4000	160
800481002927	ePM1 80%	F9	610 x 610 x 292	4000	170

### SPECIFICATION

<b>Recommended air flow</b>	Flow rate ± 10 %	<b>Rec. final pressure for efficient energy use acc. to EN 13053</b>	Lowest value of initial pressure drop + 100 Pa, or initial pressure drop x 3
<b>Heat resistance</b>	Max. 120 °C	<b>Moisture resistance</b>	100 % rel. humidity
<b>Regenerable</b>	No	<b>Incinerable</b>	No

### OPTIONS

<b>Frame</b>	Galvanized steel, stainless steel, plastic
<b>Gasket</b>	EPDM flat gasket



# High Efficiency Filters

**Used to separate: Tiny contaminants, such as germs, viruses, carbon black and radioactive particles.**

EPA, HEPA and ULPA filters can remove up to 99.99999% of particles 0.4 µm in diameter. These high efficiency filters are used to protect people – in applications such as biotechnology and pharmaceutical research, or processes – in the fields such as nanotechnology and microelectronics.


High efficiency filters come in a number of shapes and sizes, from space-saving panels to high-capacity, deep-pleated filters.

	PAGE	ISO Coarse	ISO ePM10	ISO ePM2.5	ISO ePM1	EPA	HEPA	ULPA	HVAC	Cleanroom	Power Gen	Industrial	ATEX-rated	Burst resistant	Gas adsorption	Glass fiber	Grease removal	High efficiency	High temp.	NoGlass media	Paint application	Pulse function	Re-gen	Water removal	XL capacity
<b>High Efficiency Filters</b>	<b>90</b>																								
Nanoclass Square Select	92					•	•		•	•								•							
Nanoclass Square Eco FL	94						•		•	•								•							
Nanoclass Square Eco FC	96						•		•	•								•							
Nanoclass Square Eco KE	100						•		•	•								•							
Nanoclass Square Eco TC	102						•		•	•								•							
Nanoclass Square Pro FL HT	104						•		•	•								•	•						
Nanoclass Square Pro Membrane FC	106						•		•	•								•		•					
Nanoclass Square Pro Membrane TC	108						•		•	•								•		•					
Nanoclass Square Pro Membrane KE	110						•		•	•								•		•					
Nanoclass Square Pro Flange HT	112					•			•	•								•	•						
Nanoclass Deeppleat Select	114					•	•		•	•								•							
Nanoclass Cube N Eco	116					•	•		•	•								•							
Nanoclass Cube N Pro HT	118								•	•								•	•						
Nanoclass Cube Pro	120					•			•	•								•							
Nanoclass Cube Pro HT	122								•	•								•	•						
Nanoclass Wedge	124					•	•		•	•								•							
Nanoclass Tube Pro	126						•		•	•								•							

Ultra-high performance no matter the conditions.  
Nanoclass Square Pro FL HT features an anodized aluminum frame for performance you can count upon.

# Nanoclass Square Select EPA and HEPA filters

## Product Range



Select

## Features



## Applications



## Filter Class

E

H



## KEY FACTS

- High efficiency
- Minipleat technology
- Various frame depths and types
- Low pressure drop
- Guaranteed leak free

## DESIGN

Filter medium constructed from various grades of microglass fiber paper folded into a pack. The filter pack is sealed into a wooden, galvanized steel or stainless steel frame with a solid polyurethane sealant. Every filter is tested according to EN 1822:2009, and is supplied with a test report and three-part serialized product label.

## APPLICATIONS

Final filter for clean rooms and clean workbenches. Used in the separation of viruses, bacteria, toxic dust and aerosols in hospitals, medical institutes, chemists, laboratories, pharmacies, food processing facilities, and the microelectronics industry.

# Nanoclass Square Select EPA and HEPA filters

## PERFORMANCE DATA

Article No.	Filter Class	Dimensions	Media Area/ Capacity	Flow Rate	Pressure Drop
	<b>EN 1822</b>	<b>mm</b>		<b>m<sup>3</sup>/h</b>	<b>Pa</b>
800527055332	<b>E11</b>	610 x 610 x <b>78</b>	Standard	2500	250
800527034785	<b>H13</b>	610 x 610 x 78	Standard	1260	250
800527034781	H13	610 x 610 x <b>150</b>	Standard	2100	250
800527035232	H13	610 x 610 x 150	Medium	2400	250
800527034778	H13	610 x 610 x <b>292</b>	Standard	2100	250
800527054738	H13	610 x 610 x 292	Medium	2400	250
800527035338	H13	610 x 610 x 292	High	3400	250
800527034603	<b>H14</b>	610 x 610 x <b>78</b>	Standard	1140	250
800527034540	H14	610 x 610 x <b>150</b>	Standard	1850	250
800527055337	H14	610 x 610 x 150	Medium	2150	250
800527034548	H14	610 x 610 x <b>292</b>	Standard	1850	250
800527055338	H14	610 x 610 x 292	Medium	2150	250

Performance data is for products with an MDF wooden frame, a continuous polyurethane on one side and no grid. Alternative options are outlined below.

## SPECIFICATION

<b>Recommended air flow</b>	Flow rate $\pm$ 10 %	<b>Recommended final pressure drop</b>	Initial pressure drop x 2 (max. 600 Pa)
<b>Heat resistance</b>	Max. 80 °C	<b>Moisture resistance</b>	100 % rel. humidity
<b>Regenerable</b>	No	<b>Incinerable</b>	Yes (depending on frame material)

## OPTIONS

<b>Header Depth</b>	Various upon request
<b>Gasket</b>	Continuous polyurethane or flat neoprene, 1 or 2 sides
<b>Grid</b>	Various types, 1 or 2 sides
<b>Frame Material</b>	MDF wood, galvanized steel, stainless Steel, plastic

# Nanoclass Square Eco FL

## Product Range



## Features



## Applications



## Filter Class

H



## KEY FACTS

- High efficiency (H13 > 99.95 %, H14 > 99.995 % at MPPS)
- Available in depths of 30, 68, 90 and 150 mm
- Minipleat technology for laminar flow
- Low pressure drop
- Guaranteed leak free

## DESIGN

Filter medium constructed from various grades of microglass fiber paper folded into a pack. As standard, the pack is sealed into an anodized aluminum frame.

## APPLICATIONS

Final filter for clean rooms and clean workbenches. For separation of viruses, bacteria, toxic dust and aerosols, in hospitals/medical institutes, chemists, laboratories, clean rooms, pharmacy, food processing industry, microelectronics.

# Nanoclass Square Eco FL

## PERFORMANCE DATA

Article No.	Filter Class	Dimensions	Flow Rate	Pressure Drop
	EN 1822	mm	m <sup>3</sup> /h	Pa
800521023886	H13	305 x 305 x 30	150	195
800521023887	H13	305 x 610 x 30	300	195
800521023888	H13	305 x 762 x 30	375	195
800521023889	H13	305 x 915 x 30	450	195
800521023890	H13	457 x 457 x 30	350	195
800521023891	H13	457 x 610 x 30	450	195
800521023892	H13	610 x 610 x 30	600	195
800521023893	H13	610 x 762 x 30	750	195
800521023894	H13	610 x 915 x 30	900	195
800521023895	H13	610 x 1220 x 30	1200	195

Article No.	Filter Class	Dimensions	Flow Rate	Pressure Drop
	EN 1822	mm	m <sup>3</sup> /h	Pa
800521023896	H14	305 x 305 x 30	150	100
800521023897	H14	305 x 610 x 30	150	100
800521023898	H14	305 x 762 x 30	175	100
800521023899	H14	305 x 915 x 30	200	100
800521023900	H14	457 x 457 x 30	150	100
800521023901	H14	457 x 610 x 30	200	100
800521023902	H14	610 x 610 x 30	280	100
800521023903	H14	610 x 762 x 30	350	100
800521023904	H14	610 x 915 x 30	425	100
800521023905	H14	610 x 1220 x 30	575	100

## SPECIFICATION

<b>Recommended air flow</b>	Flow rate ± 10 %	<b>Recommended final pressure drop</b>	450 Pa (Max. 600 Pa)
<b>Heat resistance</b>	Up to 70 °C (Peak 90 °C)	<b>Moisture resistance</b>	100 % rel. humidity
<b>Regenerable</b>	No	<b>Incinerable</b>	No

## OPTIONS

<b>Gasket</b>	Neoprene flat gasket, 1 or 2 sides
<b>Grid</b>	1 or 2 sides

## PRESSURE DROP AT DIFFERENT DEPTHS

Depth	Filter Class	Pressure Drop
mm		Pa
68	H13	110
	H14	120
90	H13	90
	H14	100
150	H13	85
	H14	90

# Nanoclass Square Eco FC

## Product Range




## Features



## Applications



## Filter Class



## KEY FACTS

- High efficiency (H13 > 99.95 %, H14 > 99.995 % at MPPS)
- Available in filter classes E11 to U16
- Available in depths of 69, 78, 90, 110 and 150 mm
- Minipleat technology for laminar flow
- Low pressure drop
- Guaranteed leak free

## DESIGN

Filter medium constructed from various grades of microglass fiber paper folded into a pack. As standard, the pack is sealed into an anodized aluminum frame with a continuous, one-piece gasket to ensure a perfect seal between the filter assembly and its housing. Grid to front and rear faces.

## APPLICATIONS

Final filter for clean rooms and clean workbenches. For separation of viruses, bacteria, toxic dust and aerosols, in hospitals/medical institutes, chemists, laboratories, clean rooms, pharmacy, food processing industry, microelectronics.



# Nanoclass Square Eco FC

## PERFORMANCE DATA

Article No.	Filter Class	Dimensions	Flow Rate	Pressure Drop
	EN 1822	mm	m <sup>3</sup> /h	Pa
800521023906	H13	305 x 305 x <b>69</b>	150	95
800521023907	H13	305 x 610 x 69	300	95
800521023908	H13	305 x 762 x 69	375	95
800521023909	H13	305 x 915 x 69	450	95
800521023910	H13	457 x 457 x 69	350	95
800521023911	H13	457 x 610 x 69	450	95
800521023912	H13	610 x 610 x 69	600	95
800521023913	H13	610 x 762 x 69	750	95
800521023914	H13	610 x 915 x 69	900	95
800521023916	H13	610 x 1220 x 69	1200	95
800521023915	H13	762 x 915 x 69	1130	95
800521023917	H13	762 x 1220 x 69	1500	95
800521023918	H13	1220 x 1220 x 69	2400	95
800521023932	H13	305 x 305 x <b>78</b>	150	95
800521023933	H13	305 x 610 x 78	300	95
800521023934	H13	305 x 762 x 78	375	95
800521023935	H13	305 x 915 x 78	450	95
800521023936	H13	457 x 457 x 78	350	95
800521023937	H13	457 x 610 x 78	450	95
800521023938	H13	610 x 610 x 78	600	95
800521023939	H13	610 x 762 x 78	750	95
800521023940	H13	610 x 915 x 78	900	95
800521023942	H13	610 x 1220 x 78	1200	95
800521023941	H13	762 x 915 x 78	1130	95
800521023943	H13	762 x 1220 x 78	1500	95
800521023944	H13	1220 x 1220 x 78	2400	95

Article No.	Filter Class	Dimensions	Flow Rate	Pressure Drop
	EN 1822	mm	m <sup>3</sup> /h	Pa
800521023958	H13	305 x 305 x <b>90</b>	150	90
800521023959	H13	305 x 610 x 90	300	90
800521023960	H13	305 x 762 x 90	375	90
800521023961	H13	305 x 915 x 90	450	90
800521023962	H13	457 x 457 x 90	350	90
800521023963	H13	457 x 610 x 90	450	90
800521023964	H13	610 x 610 x 90	600	90
800521023965	H13	610 x 762 x 90	750	90
800521023966	H13	610 x 915 x 90	900	90
800521023968	H13	610 x 1220 x 90	1200	90
800521023967	H13	762 x 915 x 90	1130	90
800521023969	H13	762 x 1220 x 90	1500	90
800521023970	H13	1220 x 1220 x 90	2400	90
800521023984	H13	305 x 305 x <b>110</b>	150	90
800521023985	H13	305 x 610 x 110	300	90
800521023986	H13	305 x 762 x 110	375	90
800521023987	H13	305 x 915 x 110	450	90
800521023988	H13	457 x 457 x 110	350	90
800521023989	H13	457 x 610 x 110	450	90
800521023990	H13	610 x 610 x 110	600	90
800521023991	H13	610 x 762 x 110	750	90
800521023992	H13	610 x 915 x 110	900	90
800521023994	H13	610 x 1220 x 110	1200	90
800521023993	H13	762 x 915 x 110	1130	90
800521023995	H13	762 x 1220 x 110	1500	90
800521023996	H13	1220 x 1220 x 110	2400	90

# Nanoclass Square Eco FC

## PERFORMANCE DATA

Article No.	Filter Class	Dimensions	Flow Rate	Pressure Drop
	EN 1822	mm	m <sup>3</sup> /h	Pa
800521024010	H13	305 x 305 x 150	150	85
800521024011	H13	305 x 610 x 150	300	85
800521024012	H13	305 x 762 x 150	375	85
800521024013	H13	305 x 915 x 150	450	85
800521024014	H13	457 x 457 x 150	350	85
800521024015	H13	457 x 610 x 150	450	85
800521024016	H13	610 x 610 x 150	600	85
800521024017	H13	610 x 762 x 150	750	85
800521024018	H13	610 x 915 x 150	900	85
800521024020	H13	610 x 1220 x 150	1200	85
800521024019	H13	762 x 915 x 150	1130	85
800521024021	H13	762 x 1220 x 150	1500	85
800521024022	H13	1220 x 1220 x 150	2400	85
800521023919	H14	305 x 305 x 69	150	105
800521023920	H14	305 x 610 x 69	300	105
800521023921	H14	305 x 762 x 69	375	105
800521023922	H14	305 x 915 x 69	450	105
800521023923	H14	457 x 457 x 69	350	105
800521023924	H14	457 x 610 x 69	450	105
800521023925	H14	610 x 610 x 69	600	105
800521023926	H14	610 x 762 x 69	750	105
800521023927	H14	610 x 915 x 69	900	105
800521023929	H14	610 x 1220 x 69	1200	105
800521023928	H14	762 x 915 x 69	1130	105
800521023930	H14	762 x 1220 x 69	1500	105
800521023931	H14	1220 x 1220 x 69	2400	105

Article No.	Filter Class	Dimensions	Flow Rate	Pressure Drop
	EN 1822	mm	m <sup>3</sup> /h	Pa
800521023945	H14	305 x 305 x 78	150	105
800521023946	H14	305 x 610 x 78	300	105
800521023947	H14	305 x 762 x 78	375	105
800521023948	H14	305 x 915 x 78	450	105
800521023949	H14	457 x 457 x 78	350	105
800521023950	H14	457 x 610 x 78	450	105
800521023951	H14	610 x 610 x 78	600	105
800521023952	H14	610 x 762 x 78	750	105
800521023953	H14	610 x 915 x 78	900	105
800521023955	H14	610 x 1220 x 78	1200	105
800521023954	H14	762 x 915 x 78	1130	105
800521023956	H14	762 x 1220 x 78	1500	105
800521023957	H14	1220 x 1220 x 78	2400	105
800521023971	H14	305 x 305 x 90	150	100
800521023972	H14	305 x 610 x 90	300	100
800521023973	H14	305 x 762 x 90	375	100
800521023974	H14	305 x 915 x 90	450	100
800521023975	H14	457 x 457 x 90	350	100
800521023976	H14	457 x 610 x 90	450	100
800521023977	H14	610 x 610 x 90	600	100
800521023978	H14	610 x 762 x 90	750	100
800521023979	H14	610 x 915 x 90	900	100
800521023981	H14	610 x 1220 x 90	1200	100
800521023980	H14	762 x 915 x 90	1130	100
800521023982	H14	762 x 1220 x 90	1500	100
800521023983	H14	1220 x 1220 x 90	2400	100

# Nanoclass Square Eco FC

## PERFORMANCE DATA

Article No.	Filter Class	Dimensions	Flow Rate	Pressure Drop
	EN 1822	mm	m <sup>3</sup> /h	Pa
800521023997	H14	305 x 305 x <b>110</b>	150	100
800521023998	H14	305 x 610 x 110	300	100
800521023999	H14	305 x 762 x 110	375	100
800521024000	H14	305 x 915 x 110	450	100
800521024001	H14	457 x 457 x 110	350	100
800521024002	H14	457 x 610 x 110	450	100
800521024003	H14	610 x 610 x 110	600	100
800521024004	H14	610 x 762 x 110	750	100
800521024005	H14	610 x 915 x 110	900	100
800521024007	H14	610 x 1220 x 110	1200	100
800521024006	H14	762 x 915 x 110	1130	100
800521024008	H14	762 x 1220 x 110	1500	100
800521024009	H14	1220 x 1220 x 110	2400	100

Article No.	Filter Class	Dimensions	Flow Rate	Pressure Drop
	EN 1822	mm	m <sup>3</sup> /h	Pa
800521024023	H14	305 x 305 x <b>150</b>	150	95
800521024024	H14	305 x 610 x 150	300	95
800521024025	H14	305 x 762 x 150	375	95
800521024026	H14	305 x 915 x 150	450	95
800521024027	H14	457 x 457 x 150	350	95
800521024028	H14	457 x 610 x 150	450	95
800521024029	H14	610 x 610 x 150	600	95
800521024030	H14	610 x 762 x 150	750	95
800521024031	H14	610 x 915 x 150	900	95
800521024033	H14	610 x 1220 x 150	1200	95
800521024032	H14	762 x 915 x 150	1130	95
800521024034	H14	762 x 1220 x 150	1500	95
800521024035	H14	1220 x 1220 x 150	2400	95

## SPECIFICATION

<b>Recommended air flow</b>	Flow rate ± 15 %	<b>Recommended final pressure drop</b>	450 Pa (max. 600 Pa)
<b>Heat resistance</b>	Up to 70 °C (Peak 90 °C)	<b>Moisture resistance</b>	100 % rel. humidity
<b>Regenerable</b>	No	<b>Incinerable</b>	No


## OPTIONS

<b>Gasket</b>	Continuous polyurethane gasket, 1 or 2 sides
---------------	--

# Nanoclass Square Eco

## KE

### Product Range




### Features



### Applications



### Filter Class



### KEY FACTS

- High efficiency (H13 > 99.95 %, H14 > 99.995 % at MPPS)
- Available in filter classes E11 to U16
- Integral knife-edge for use with gel-seal grid ceiling systems
- Available in depth of 109 mm
- Minipleat technology for laminar flow
- Low pressure drop
- Guaranteed leak free

### DESIGN

Filter medium constructed from various grades of microglass fiber paper folded into a pack. As standard, the pack is sealed into an anodized aluminum frame with integrated knife-edge.

### APPLICATIONS

Final filter for clean rooms and clean workbenches that use gel-seal grid systems. For separation of viruses, bacteria, toxic dust and aerosols, in hospitals/medical institutes, chemists, laboratories, clean rooms, pharmacy, food processing industry, microelectronics.

# Nanoclass Square Eco KE

## PERFORMANCE DATA

Article No.	Filter Class	Dimensions	Flow Rate	Pressure Drop
	EN 1822	mm	m <sup>3</sup> /h	Pa
800521024140	H13	305 x 305 x 109	150	90
800521024141	H13	305 x 610 x 109	300	90
800521024142	H13	305 x 762 x 109	375	90
800521024143	H13	305 x 915 x 109	450	90
800521024144	H13	457 x 457 x 109	350	90
800521024145	H13	457 x 610 x 109	450	90
800521024146	H13	610 x 610 x 109	600	90
800521024147	H13	610 x 762 x 109	750	90
800521024148	H13	610 x 915 x 109	900	90
800521024150	H13	610 x 1220 x 109	1200	90
800521024151	H13	762 x 1220 x 109	1500	90
800521024149	H13	762 x 915 x 109	1130	90
800521024152	H13	1220 x 1220 x 109	2400	90

Article No.	Filter Class	Dimensions	Flow Rate	Pressure Drop
	EN 1822	mm	m <sup>3</sup> /h	Pa
800521024075	H14	305 x 305 x 109	150	100
800521024076	H14	305 x 610 x 109	300	100
800521024077	H14	305 x 762 x 109	375	100
800521024078	H14	305 x 915 x 109	450	100
800521024079	H14	457 x 457 x 109	350	100
800521024080	H14	457 x 610 x 109	450	100
800521024081	H14	610 x 610 x 109	600	100
800521024082	H14	610 x 762 x 109	750	100
800521024083	H14	610 x 915 x 109	900	100
800521024085	H14	610 x 1220 x 109	1200	100
800521024084	H14	762 x 915 x 109	1130	100
800521024086	H14	762 x 1220 x 109	1500	100
800521024087	H14	1220 x 1220 x 109	2400	100

## SPECIFICATION

<b>Recommended air flow</b>	Flow rate ± 10 %	<b>Recommended final pressure drop</b>	450 Pa (max. 600 Pa)
<b>Heat resistance</b>	Up to 70 °C (Peak 90 °C)	<b>Moisture resistance</b>	100 % rel. humidity
<b>Regenerable</b>	No	<b>Incinerable</b>	No

## OPTIONS

<b>Gasket</b>	Continuous polyurethane foam or flat neoprene
<b>Grid</b>	1 or 2 sides

# Nanoclass Square Eco

## TC

### Product Range




### Features



### Applications



### Filter Class



### KEY FACTS

- High efficiency (H13 > 99.95 %, H14 > 99.995 % at MPPS)
- Available in filter classes E11 to U16
- Self-healing, fluid gel gasket
- Available in depths of 80 and 104 mm
- Minipleat technology for laminar flow
- Low pressure drop
- Guaranteed leak free

### DESIGN

Filter medium constructed from various grades of microglass fiber paper folded into a pack. As standard, the pack is sealed into an anodized aluminum frame with a fluid gel gasket to ensure a perfect seal between the filter assembly and its housing. Grid to front and rear faces.

### APPLICATIONS

Final filter for clean rooms and clean workbenches. For separation of viruses, bacteria, toxic dust and aerosols, in hospitals/medical institutes, chemists, laboratories, clean rooms, pharmacy, food processing industry, microelectronics.

# Nanoclass Square Eco TC

## PERFORMANCE DATA

Article No.	Filter Class	Dimensions	Flow Rate	Pressure Drop
	EN 1822	mm	m <sup>3</sup> /h	Pa
800521024037	H13	305 x 610 x 80	300	90
800521024038	H13	305 x 762 x 80	375	90
800521024039	H13	305 x 915 x 80	450	90
800521024041	H13	457 x 610 x 80	450	90
800521024042	H13	610 x 610 x 80	600	90
800521024043	H13	610 x 762 x 80	750	90
800521024044	H13	610 x 915 x 80	900	90
800521024046	H13	610 x 1220 x 80	1200	90
800521024047	H13	762 x 1220 x 80	1500	90
800521024154	H13	305 x 610 x 104	300	85
800521024155	H13	305 x 762 x 104	375	85
800521024156	H13	305 x 915 x 104	450	85
800521024158	H13	457 x 610 x 104	450	85
800521024159	H13	610 x 610 x 104	600	85
800521024160	H13	610 x 762 x 104	750	85
800521024161	H13	610 x 915 x 104	900	85
800521024163	H13	610 x 1220 x 104	1200	85
800521024164	H13	762 x 1220 x 104	1500	85

Article No.	Filter Class	Dimensions	Flow Rate	Pressure Drop
	EN 1822	mm	m <sup>3</sup> /h	Pa
800521024050	H14	305 x 610 x 80	300	100
800521024051	H14	305 x 762 x 80	375	100
800521024052	H14	305 x 915 x 80	450	100
800521024054	H14	457 x 610 x 80	450	100
800521024055	H14	610 x 610 x 80	600	100
800521024056	H14	610 x 762 x 80	750	100
800521024057	H14	610 x 915 x 80	900	100
800521024059	H14	610 x 1220 x 80	1200	100
800521024060	H14	762 x 1220 x 80	1500	100
800521024063	H14	305 x 610 x 104	300	95
800521024064	H14	305 x 762 x 104	375	95
800521024065	H14	305 x 915 x 104	450	95
800521024067	H14	457 x 610 x 104	450	95
800521024068	H14	610 x 610 x 104	600	95
800521024069	H14	610 x 762 x 104	750	95
800521024070	H14	610 x 915 x 104	900	95
800521024072	H14	610 x 1220 x 104	1200	95
800521024073	H14	762 x 1220 x 104	1500	95

## SPECIFICATION

<b>Recommended air flow</b>	Flow rate ± 10 %	<b>Recommended final pressure drop</b>	450 Pa (max. 600 Pa)
<b>Heat resistance</b>	Up to 70 °C (Peak 90 °C)	<b>Moisture resistance</b>	100 % rel. humidity
<b>Regenerable</b>	No	<b>Incinerable</b>	No

## OPTIONS


<b>Gasket</b>	Self-healing fluid gel gasket
<b>Depth</b>	80, 102, 104 mm*

\*102 mm technical values are the same as 104 mm

# Nanoclass Square Pro

## FL HT

### Product Range




### Features



### Applications



### Filter Class



### KEY FACTS

- High efficiency (H13 > 99.95 %, H14 > 99.995 % at MPPS)
- Available in filter classes E11 to U16
- High temperature resistance up to 120 °C
- Available in depths of 75 and 95 mm
- Minipleat technology for laminar flow
- Low pressure drop
- Guaranteed leak free

### DESIGN

Filter medium constructed from various grades of microglass fiber paper folded into a pack. Continuous thread separators coated with adhesive support the pleats. As standard, the pack is sealed into an anodized aluminum frame.

### APPLICATIONS

Final filter for clean rooms and clean workbenches. For separation of viruses, bacteria, toxic dust and aerosols, in hospitals/medical institutes, chemists, laboratories, clean rooms, pharmacy, food processing industry, microelectronics.



# Nanoclass Square Pro

## FL HT

### PERFORMANCE DATA

Article No.	Filter Class	Dimensions	Flow Rate	Pressure Drop
	EN 1822	mm	m <sup>3</sup> /h	Pa
800525024089	H13	305 x 610 x 75	300	90
800525024092	H13	457 x 457 x 75	350	90
800525024093	H13	457 x 610 x 75	450	90
800525024094	H13	610 x 610 x 75	600	90
800525024095	H13	610 x 762 x 75	750	90
800525024096	H13	610 x 915 x 75	900	90
800525024098	H13	610 x 1220 x 75	1200	90
800525024099	H13	762 x 1220 x 75	1500	90
800525024100	H13	1220 x 1220 x 75	2400	90
800525024115	H13	305 x 610 x 95	300	90
800525024118	H13	457 x 457 x 95	350	90
800525024119	H13	457 x 610 x 95	450	90
800525024120	H13	610 x 610 x 95	600	90
800525024121	H13	610 x 762 x 95	750	90
800525024122	H13	610 x 915 x 95	900	90
800525024124	H13	610 x 1220 x 95	1200	90
800525024125	H13	762 x 1220 x 95	1500	90
800525024126	H13	1220 x 1220 x 95	2400	90

Article No.	Filter Class	Dimensions	Flow Rate	Pressure Drop
	EN 1822	mm	m <sup>3</sup> /h	Pa
800525024102	H14	305 x 610 x 75	300	105
800525024105	H14	457 x 457 x 75	350	105
800525024106	H14	457 x 610 x 75	450	105
800525024107	H14	610 x 610 x 75	600	105
800525024108	H14	610 x 762 x 75	750	105
800525024109	H14	610 x 915 x 75	900	105
800525024111	H14	610 x 1220 x 75	1200	105
800525024112	H14	762 x 1220 x 75	1500	105
800525024113	H14	1220 x 1220 x 75	2400	105
800525024128	H14	305 x 610 x 95	300	100
800525024131	H14	457 x 457 x 95	350	100
800525024132	H14	457 x 610 x 95	450	100
800525024133	H14	610 x 610 x 95	600	100
800525024134	H14	610 x 762 x 95	750	100
800525024135	H14	610 x 915 x 95	900	100
800525024137	H14	610 x 1220 x 95	1200	100
800525024138	H14	762 x 1220 x 95	1130	100
800525024139	H14	1220 x 1220 x 95	2400	100

### SPECIFICATION


<b>Recommended air flow</b>	Flow rate ± 10 %	<b>Recommended final pressure drop</b>	450 Pa (max. 600 Pa)
<b>Heat resistance</b>	Up to 120 °C	<b>Moisture resistance</b>	100 % rel. humidity
<b>Regenerable</b>	No	<b>Incinerable</b>	No

### OPTIONS

<b>Gasket</b>	Neoprene flat gasket, 1 or 2 sides
<b>Grid</b>	1 or 2 sides

# Nanoclass Square Pro Membrane FC

## Product Range



## Features



## Applications



## Filter Class

H



## KEY FACTS

- High efficiency (H14 > 99.995 % at MPPS)
- Available in depths of 69 and 90 mm
- High tensile strength
- 100% boron free
- Minipleat technology for laminar flow
- Extremely low pressure drop
- Guaranteed leak free

## DESIGN

e-PTFE membrane filter media folded into a pack and sealed into an anodized aluminum frame. A continuous, one-piece gasket ensures a perfect seal between the filter assembly and its housing. Grid to front and rear faces.

## APPLICATIONS

Final filter for clean rooms and clean workbenches. For separation of viruses, bacteria, toxic dust and aerosols, in hospitals/medical institutes, chemists, laboratories, clean rooms, pharmacy, food processing industry, microelectronics.

# Nanoclass Square Pro Membrane FC

## PERFORMANCE DATA

Article No.	Filter Class	Dimensions	Flow Rate	Pressure Drop
	EN 1822	mm	m <sup>3</sup> /h	Pa
800522024166	H14	305 x 305 x 69	150	55
800522024167	H14	305 x 610 x 69	300	55
800522024168	H14	305 x 762 x 69	375	55
800522024169	H14	305 x 915 x 69	450	55
800522024170	H14	457 x 457 x 69	350	55
800522024171	H14	457 x 610 x 69	450	55
800522024172	H14	610 x 610 x 69	600	55
800522024173	H14	610 x 762 x 69	750	55
800522024174	H14	610 x 915 x 69	900	55
800522024176	H14	610 x 1220 x 69	1200	55
800522024175	H14	762 x 915 x 69	1130	55
800522024177	H14	762 x 1220 x 69	1500	55
800522024178	H14	1220 x 1220 x 69	2400	55

Article No.	Filter Class	Dimensions	Flow Rate	Pressure Drop
	EN 1822	mm	m <sup>3</sup> /h	Pa
800522024179	H14	305 x 305 x 90	150	55
800522024180	H14	305 x 610 x 90	300	55
800522024181	H14	305 x 762 x 90	375	55
800522024182	H14	305 x 915 x 90	450	55
800522024183	H14	457 x 457 x 90	350	55
800522024184	H14	457 x 610 x 90	450	55
800522024185	H14	610 x 610 x 90	600	55
800522024186	H14	610 x 762 x 90	750	55
800522024187	H14	610 x 915 x 90	900	55
800522024189	H14	610 x 1220 x 90	1200	55
800522024188	H14	762 x 915 x 90	1130	55
800522024190	H14	762 x 1220 x 90	1500	55
800522024191	H14	1220 x 1220 x 90	2400	55

## SPECIFICATION

<b>Recommended air flow</b>	Flow rate ± 10 %	<b>Recommended final pressure drop</b>	450 Pa (max. 600 Pa)
<b>Heat resistance</b>	Up to 70 °C (Peak 90 °C)	<b>Moisture resistance</b>	100 % rel. humidity
<b>Regenerable</b>	No	<b>Incinerable</b>	No

## OPTIONS

<b>Gasket</b>	Continuous polyurethane gasket, 1 or 2 sides
---------------	--

# Nanoclass Square Pro Membrane TC

## Product Range



## Features



## Applications



## Filter Class

H



## KEY FACTS

- High efficiency (H14 > 99.995 % at MPPS)
- Self-healing, fluid gel gasket
- Available in depths of 80 and 104 mm
- High tensile strength
- 100% boron free
- Minipleat technology for laminar flow
- Extremely low pressure drop
- Guaranteed leak free

## DESIGN

e-PTFE membrane filter media folded into a pack and sealed into an anodized aluminum frame. A fluid gel gasket ensures a perfect seal between the filter assembly and its housing. Grid to front and rear faces.

## APPLICATIONS

Final filter for clean rooms and clean workbenches. For separation of viruses, bacteria, toxic dust and aerosols, in hospitals/medical institutes, chemists, laboratories, clean rooms, pharmacy, food processing industry, microelectronics.

# Nanoclass Square Pro Membrane TC

## PERFORMANCE DATA

Article No.	Filter Class	Dimensions	Flow Rate	Pressure Drop
	EN 1822	mm	m <sup>3</sup> /h	Pa
800522024192	H14	305 x 305 x 104	150	55
800522024193	H14	305 x 610 x 104	300	55
800522024194	H14	305 x 762 x 104	375	55
800522024195	H14	305 x 915 x 104	450	55
800522024196	H14	457 x 457 x 104	350	55
800522024197	H14	457 x 610 x 104	450	55

Article No.	Filter Class	Dimensions	Flow Rate	Pressure Drop
	EN 1822	mm	m <sup>3</sup> /h	Pa
800522024198	H14	610 x 610 x 104	600	55
800522024199	H14	610 x 762 x 104	750	55
800522024200	H14	610 x 915 x 104	900	55
800522024202	H14	610 x 1220 x 104	1200	55
800522024203	H14	762 x 1220 x 104	1500	55
800522024204	H14	1220 x 1220 x 104	2400	55

## SPECIFICATION

<b>Recommended air flow</b>	Flow rate ± 10 %	<b>Recommended final pressure drop</b>	450 Pa (max. 600 Pa)
<b>Heat resistance</b>	Up to 70 °C (Peak 90 °C)	<b>Moisture resistance</b>	100 % rel. humidity
<b>Regenerable</b>	No	<b>Incinerable</b>	No

## OPTIONS

<b>Gasket</b>	Self-healing fluid gel gasket
---------------	-------------------------------

# Nanoclass Square Pro Membrane KE

## Product Range



## Features



## Applications



## Filter Class

H



## KEY FACTS

- High efficiency (H14 > 99.995 % at MPPS)
- Integral knife-edge for use with gel-seal grid ceiling systems
- Available in depth of 109 mm
- High tensile strength
- 100% boron free
- Minipleat technology for laminar flow
- Extremely low pressure drop
- Guaranteed leak free

## DESIGN

e-PTFE membrane filter media folded into a pack and sealed into an anodized aluminum frame with integrated knife-edge.

## APPLICATIONS

Final filter for clean rooms and clean workbenches that use gel-seal grid systems. For separation of viruses, bacteria, toxic dust and aerosols, in hospitals/medical institutes, chemists, laboratories, clean rooms, pharmacy, food processing industry, microelectronics.

# Nanoclass Square Pro Membrane KE

## PERFORMANCE DATA

Article No.	Filter Class	Dimensions	Flow Rate	Pressure Drop
	EN 1822	mm	m <sup>3</sup> /h	Pa
800522024205	H14	305 x 305 x 109	150	55
800522024206	H14	305 x 610 x 109	300	55
800522024207	H14	305 x 762 x 109	375	55
800522024208	H14	305 x 915 x 109	450	55
800522024209	H14	457 x 457 x 109	350	55
800522024210	H14	457 x 610 x 109	450	55
800522024211	H14	610 x 610 x 109	600	55

Article No.	Filter Class	Dimensions	Flow Rate	Pressure Drop
	EN 1822	mm	m <sup>3</sup> /h	Pa
800522024212	H14	610 x 762 x 109	750	55
800522024213	H14	610 x 915 x 109	900	55
800522024215	H14	610 x 1220 x 109	1200	55
800522024214	H14	762 x 915 x 109	1130	55
800522024216	H14	762 x 1220 x 109	1500	55
800522024217	H14	1220 x 1220 x 109	2400	55
800522024217	H14	1220 x 1220 x 109	2400	55

## SPECIFICATION

<b>Recommended air flow</b>	Flow rate ± 10 %	<b>Recommended final pressure drop</b>	450 Pa (max. 600 Pa)
<b>Heat resistance</b>	Up to 70 °C (Peak 90 °C)	<b>Moisture resistance</b>	100 % rel. humidity
<b>Regenerable</b>	No	<b>Incinerable</b>	No

## OPTIONS

<b>Gasket</b>	Continuous polyurethane foam or flat neoprene
<b>Grid</b>	1 or 2 sides

# Nanoclass Square Pro Flange HT

## Product Range



## Features



## Applications



## Filter Class

E



## KEY FACTS

- Operating temperature up to 120°C
- Microglass fiber with no risk of shedding
- Large filter surface area for high dust holding capacity
- Extremely high burst pressure
- Compact installation depth of only 88 mm

## DESIGN

Microglass fiber media, pleated with cotton thread separators and held in a rigid, galvanized steel frame.

## APPLICATIONS

Ideal for use as a final filter in applications that require a high degree of safety.



# Nanoclass Square Pro Flange HT

## PERFORMANCE DATA

Article No.	Filter Class	Dimensions	Flow Rate	Pressure Drop
	<b>EN 1822</b>	<b>mm</b>	<b>m<sup>3</sup>/h</b>	<b>Pa</b>
800593002774	E11	287 x 592 x 88	1000	190
800593002870	E11	592 x 592 x 88	2000	190
800593002773	E12	287 x 592 x 88	500	190
800593002772	E12	592 x 592 x 88	1000	190

## SPECIFICATION


<b>Recommended air flow</b>	Flow rate $\pm$ 10 %	<b>Recommended final pressure drop</b>	450 Pa (max. 800 Pa)
<b>Heat resistance</b>	Max. 120 °C	<b>Moisture resistance</b>	100 % rel. humidity
<b>Regenerable</b>	No	<b>Incinerable</b>	No

## OPTIONS

<b>Grid</b>	Galvanized steel, one or two-sided
-------------	------------------------------------

# Nanoclass Deeppleat Select

## Product Range



## Features



## Applications



## Filter Class



## KEY FACTS

- Available in a variety of frame materials
- Extremely long service life
- Suitable for heavy-duty operation
- Robust pleating technology
- Optional handle available

## DESIGN

Ultra-fine glass fiber media with aluminum separators to ensure pleat spacing and stability.

## APPLICATIONS

Designed for supply, recirculation and exhaust air, where the highest demands are placed on air purity and filter life. Typical industries include pharmaceutical, food, optics, biotechnology, operating theaters and nuclear.

# Nanoclass Deeppleat Select

## PERFORMANCE DATA

Article No.	Filter Class	Dimensions	Flow Rate	Pressure Drop
	EN 1822	mm	m <sup>3</sup> /h	Pa
800530024248	E11	305 x 610 x 150	1050	250
800530024251	E11	457 x 610 x 150	1580	250
800530024245	E11	610 x 610 x 150	2100	250
800530024246	H13	305 x 610 x 150	530	250
800530024249	H13	457 x 610 x 150	800	250
800530024243	H13	610 x 610 x 150	1050	250
800530024247	H14	305 x 610 x 150	500	250
800530024250	H14	457 x 610 x 150	750	250
800530024244	H14	610 x 610 x 150	1000	250

Article No.	Filter Class	Dimensions	Flow Rate	Pressure Drop
	EN 1822	mm	m <sup>3</sup> /h	Pa
800530024241	E11	305 x 610 x 292	2100	250
800530024242	E11	457 x 610 x 292	3160	250
800530024240	E11	610 x 610 x 292	4200	250
800530024224	H13	305 x 610 x 292	1050	250
800530024226	H13	457 x 610 x 292	1580	250
800530024222	H13	610 x 610 x 292	2100	250
800530024225	H14	305 x 610 x 292	1000	250
800530024227	H14	457 x 610 x 292	1500	250
800530024223	H14	610 x 610 x 292	2000	250

## SPECIFICATION


<b>Recommended air flow</b>	Flow rate ± 10 %	<b>Recommended final pressure drop</b>	450 Pa (max. 800 Pa)
<b>Heat resistance</b>	Max. 120 °C	<b>Moisture resistance</b>	100 % rel. humidity
<b>Regenerable</b>	No	<b>Incinerable</b>	No

## OPTIONS

<b>Frame</b>	MDF, galvanized steel or stainless steel
<b>Gasket</b>	Continuous polyurethane or flat EPDM, 1 or 2 sides
<b>Grid</b>	Galvanized steel or stainless steel, 1 or 2 sides
<b>Header depth</b>	25 mm or 20 mm

# Nanoclass Cube N Eco

## Product Range



## Features



## Applications



## Filter Class



## KEY FACTS

- For high flow rates up to 4,000 m<sup>3</sup>/h
- Compact, space-saving design
- Large active media area
- Rigid and robust
- Optional plastic frame is incinerable and lightweight

## DESIGN

V-shaped pleated cells with hotmelt or special thread separators to ensure the even spacing of the pleats. Available in various casing materials. Integrated handle for ease of installation.

## APPLICATIONS

EPA and HEPA filters for terminal outlets in ventilation and clean room systems with high air quantities.

# Nanoclass Cube N Eco

## PERFORMANCE DATA

Article No.	Filter Class	Dimensions	Flow Rate	Pressure Drop
	<b>EN 1822</b>	<b>mm</b>	<b>m<sup>3</sup>/h</b>	<b>Pa</b>
800510002939	E11	610 x 610 x 292	3400	190
800510002961	H13	610 x 610 x 292	4000	250
800510003053	H14	610 x 610 x 292	3400	250

## SPECIFICATION


<b>Recommended air flow</b>	Flow rate ± 10 %	<b>Recommended final pressure drop</b>	450 Pa (max. 600 Pa)
<b>Heat resistance</b>	Max. 120 °C	<b>Moisture resistance</b>	100 % rel. humidity
<b>Regenerable</b>	No	<b>Incinerable</b>	No

## OPTIONS

<b>Frame</b>	Galvanized steel, stainless steel
<b>Gasket</b>	EPDM flat gasket

# Nanoclass Cube N Pro HT

## Product Range



## Features



## Applications



## Filter Class



## KEY FACTS

- For high flow rates up to 3,400 m<sup>3</sup>/h
- High temperature resistance up to 220 °C
- Compact, space-saving design
- Large active media area
- Rigid and robust

## DESIGN

V-shaped pleated cells with silicon-coated thread separators to ensure the even spacing of the pleats. Sealed with silicon in a stainless steel case. Integrated handle for ease of installation.

## APPLICATIONS

HEPA filters for terminal outlets in ventilation and clean room systems with high air quantities.

# Nanoclass Cube N Pro HT

## PERFORMANCE DATA

Article No.	Filter Class	Dimensions	Flow Rate	Pressure Drop
	<b>EN 1822</b>	<b>mm</b>	<b>m<sup>3</sup>/h</b>	<b>Pa</b>
800511000350	H13	610 x 610 x 292	3400	270

## SPECIFICATION


<b>Recommended air flow</b>	Flow rate $\pm$ 10 %	<b>Recommended final pressure drop</b>	450 Pa (max. 600 Pa)
<b>Heat resistance</b>	Max. 220 °C	<b>Moisture resistance</b>	100 % rel. humidity
<b>Regenerable</b>	No	<b>Incinerable</b>	No

## OPTIONS

<b>Gasket</b>	Silicon gasket, 1 or 2 sides
---------------	------------------------------

# Nanoclass Cube Pro

## Product Range



## Features



## Applications



## Filter Class

E



## KEY FACTS

- Fits all commonly used filter frame
- Industry-leading burst resistance
- Fully incinerable
- Recyclable materials for simple, environmentally friendly disposal
- High efficiencies at low pressure drops

## DESIGN

Pleated filter cells with hotmelt or special thread separators to ensure the even spacing of the pleats. Robust, hollow-profile plastic frame made from fully incinerable and recyclable materials. Foamed one-piece PU-gasket can be applied on 1 or 2 sides.

## APPLICATIONS

Fine dust filter for pre or main filtration for various cleanroom systems.



# Nanoclass Cube Pro

## PERFORMANCE DATA

Article No.	Filter Class	Dimensions	Flow Rate	Pressure Drop
	<b>EN 1822</b>	<b>mm</b>	<b>m<sup>3</sup>/h</b>	<b>Pa</b>
800581000241	<b>E10</b>	592 x 287 x 300	2150	140
800581000242	E10	592 x 490 x 300	2800	140
800581000240	E10	592 x 592 x 300	3400	140
800581000254	<b>E11</b>	592 x 287 x 300	1800	160
800581000255	E11	592 x 490 x 300	2800	160
800581000184	E11	592 x 592 x 300	3400	160
800581000268	<b>E12</b>	592 x 287 x 300	1800	290
800581000269	E12	592 x 490 x 300	2800	290
800581000267	E12	592 x 592 x 300	3400	290
800581000278	<b>H13</b>	592 x 287 x 300	1125	250
800581000279	H13	592 x 490 x 300	2060	250
800581000277	H13	592 x 592 x 300	2500	250

## SPECIFICATION


<b>Recommended air flow</b>	Flow rate $\pm$ 20 %	<b>Recommended final pressure drop</b>	450 Pa (max. 800 Pa)
<b>Heat resistance</b>	Max. 80 °C	<b>Moisture resistance</b>	100 % rel. humidity
<b>Regenerable</b>	No	<b>Incinerable</b>	Yes

## OPTIONS

<b>Gasket</b>	Continuous polyurethane foam, 1 or 2 sides
---------------	--

# Nanoclass Cube Pro HT

## Product Range



## Features



## Applications



## Filter Class

E



## KEY FACTS

- High temperature 120 °C
- Air flow rates up to 5000 m<sup>3</sup>/h
- Integrated temperature indicator reduces risk of filter failure
- High efficiency
- Low pressure drop
- Stable construction and low weight
- Top cost-benefit ratio

## DESIGN

Compact filter with a four-V design made of a high temperature resistant plastic for a lightweight, stable construction. In-built temperature monitor indicates periods of high temperature for greater filter safety and improved process control.

## APPLICATIONS

Fine dust filter for pre or main filtration for various cleanroom systems.

# Nanoclass Cube Pro HT

## PERFORMANCE DATA

Article No.	Filter Class	Dimensions	Flow Rate	Pressure Drop
	<b>EN 1822</b>	<b>mm</b>	<b>m<sup>3</sup>/h</b>	<b>Pa</b>
800591029851	E10	592 x 287 x 300	1700	140
800591029850	E10	592 x 592 x 300	3400	140
800591029855	E11	592 x 287 x 300	1700	160
800591029854	E11	592 x 592 x 300	3400	160

## SPECIFICATION

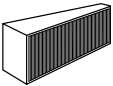
<b>Recommended air flow</b>	Flow rate $\pm$ 20 %	<b>Recommended final pressure drop</b>	450 Pa (max. 800 Pa)
<b>Heat resistance</b>	Max. 120 °C	<b>Moisture resistance</b>	100 % rel. humidity
<b>Regenerable</b>	No	<b>Incinerable</b>	Yes

## OPTIONS

<b>Gasket</b>	EPDM flat or silicon gasket, 1 or 2 sides
---------------	---

# Nanoclass Wedge Tapered filter cells

**Product Range**



**Features**



**Applications**



**Filter Class**



**KEY FACTS**

- Top cost-benefit ratio
- Low pressure drop
- Stable construction and lightweight

**DESIGN**

V-shaped pleated cell with hotmelt or thread separators to ensure even spacing of the pleats. Available in galvanized or stainless steel casing.

**APPLICATIONS**

Final filtration in various HVAC systems.

# Nanoclass Wedge Tapered filter cells

## PERFORMANCE DATA

Article No.	Filter Class	Dimensions	Flow Rate	Pressure Drop
	<b>EN 1822</b>	<b>mm</b>	<b>m<sup>3</sup>/h</b>	<b>Pa</b>
800550000018	E11	65 x 202 x 600	200	180
800550000006	E11	86 x 202 x 600	200	180
800550000017	H13	65 x 202 x 600	200	205
800550000008	H13	86 x 202 x 600	200	205

## SPECIFICATION

<b>Recommended air flow</b>	Flow rate ± 20 %	<b>Recommended final pressure drop</b>	450 Pa
<b>Heat resistance</b>	Max. 70 °C	<b>Moisture resistance</b>	100 % rel. humidity
<b>Regenerable</b>	No	<b>Incinerable</b>	No

## OPTIONS

<b>Frame</b>	Galvanized or stainless steel
--------------	-------------------------------

# Nanoclass Tube Pro

---

## Product Range



---

## Features



---

## Applications



---

## Filter Class

H



## KEY FACTS

- Compact, space-saving designs
- Low pressure drop
- Available in a wide variety of sizes and casing types
- Large filter area
- Individually tested and leak-free
- Corrosion resistant

## DESIGN

Micro-glass filter media enclosed within an aluminum protection grid, attached to a ring and base made of Resocel.

## APPLICATIONS

Filtration of bacteria, viruses or general contaminants suspended in air, compressed air or gases.

# Nanoclass Tube Pro

## PERFORMANCE DATA

Article No.	Filter Class	Dimensions	Flow Rate	Pressure Drop
	<b>EN 1822</b>	<b>mm</b>	<b>m<sup>3</sup>/h</b>	<b>Pa</b>
800560000054	H13	155 x 50	25	200
800560000033	H13	155 x 100	55	200
800560000035	H13	155 x 150	80	200
800560000054	H13	155 x 200	110	200
800560000069	H13	200 x 50	40	200
800560000055	H13	200 x 100	70	200
800560000055	H13	200 x 150	115	200
800560000059	H13	200 x 200	150	200
800560000057	H13	200 x 300	200	200
800560000058	H13	200 x 400	250	200

## SPECIFICATION

<b>Recommended air flow</b>	Flow rate $\pm$ 10 %	<b>Recommended final pressure drop</b>	1000 Pa
<b>Heat resistance</b>	Max. 90 °C	<b>Moisture resistance</b>	100 % rel. humidity
<b>Regenerable</b>	No	<b>Incinerable</b>	Yes

## OPTIONS

<b>Frame</b>	Galvanized or stainless steel
--------------	-------------------------------





# Gas Adsorption Filters

**Used to separate: Gases including volatile organic compounds, odors, and nitrous oxides.**

Gas adsorption and chemisorption filters typically use a range of activated carbon, impregnated media, chemical catalysts and oxidizers to remove harmful gaseous pollutants from an air flow. In doing so, these filters eliminate smells, odors and toxic air pollution, prevent corrosion and protect valuable products, processes or artefacts. Gas phase filters also protect humans and animals from sick building syndrome – as documented by the World Health Organization.

MANN+HUMMEL's gas phase filter product range features a large variety of specialist physical and chemical activity options, and also standard, plug n' play formats – including combined particle and gas phase filters that fit in any standard HVAC housing.

If you have a high flow rate, non-standard application that requires a special gas phase filtration stage, please contact your local MANN+HUMMEL representative and we will be glad to help you.

	PAGE	ISO Coarse	ISO ePM10	ISO ePM2.5	ISO ePM1	EPA	HEPA	ULPA	HVAC	Cleanroom	Power Gen	Industrial	ATEX-rated	Burst resistant	Gas adsorption	Glass fiber	Grease removal	High efficiency	High temp.	No Glass media	Paint application	Pulse function	Re-gen	Water removal	XL capacity
<b>Gas Adsorption Filters</b>	<b>128</b>																								
Carboactiv Fill	130								•	•					•										
Carboactiv Tube	132								•	•					•										
Carboactiv Pocket Duosorb Select	136				•				•	•					•										
Carboactiv Pocket Duosorb Eco	138	•							•	•					•										
Carboactiv Cube N	140								•	•					•										
Carboactiv Cube	142								•	•		•			•										
Carboactiv Cube Duosorb	144			•					•	•					•										
Carboactiv Coupon	146								•	•		•			•										

Double the performance. Carboactiv Cube Duosorb provides particle filtration and gas adsorption in one filter element – saving you time, space and money.

# Carboactiv Fill

## Granulated carbon

### Product Range



### Features



### Applications



### KEY FACTS

- Pelletized gas phase filtration media
- Various options designed to target specific contaminants
- Effective adsorption and chemical conversion of gaseous molecular air contaminants, solvents, chemicals and biological odors
- Ideal for use in refillable deep-bed gas adsorption and chemisorption installations

### DESIGN

Gas-phase filtration media formed into pellets.

### APPLICATIONS

Suitable for use in HVAC systems and industrial process exhaust treatment units (deep bed scrubbers) to solve a wide range of issues relating to molecular contamination. Each standard product has been specifically designed to address issues (e.g. toxic fumes, air pollution, odors, corrosion) caused by individual contaminants.

### SPECIFICATION

<b>Heat resistance</b>	< 50 °C (Peak 60 °C)	<b>Moisture resistance</b>	< 60 % (Max. < 90 %)
<b>Regenerable</b>	No	<b>Incinerable</b>	Yes*

\* Please ensure accordance with relevant disposal directives

# Carboactiv Fill

## Granulated carbon

### PERFORMANCE DATA

Article No.	Type	Packaging	ISO EN 10121:2014 Max. Sorptive Capacity (g Gas/kg Media)			Max. Sorptive Capacity (g Gas/kg Media)				Recommended Contaminants
			SO <sub>2</sub>	NH <sub>3</sub>	Toluene	H <sub>2</sub> S	VOC/ Condens.	Dopants (B, P, As)	Chlorine (Cl <sub>2</sub> )	
800661058619	Carb high BP	25 kg sack	<20	<5	<250	<20	<250	<20	<20	Light to medium pollution of large molecular VOC, solvents, fragrances, kitchen exhaust, lab fumes, building recirculation air, etc
800661058620		12" cassette refill	<20	<5	<250	<20	<250	<20	<20	
800661058621		1 m <sup>3</sup> big bag	<20	<5	<250	<20	<250	<20	<20	
800661058622	Carb low BP	25 kg sack	<20	<5	<250	<20	<250	<20	<20	
800661058623		12" cassette refill	<20	<5	<250	<20	<250	<20	<20	
800661058624		1 m <sup>3</sup> big bag	<20	<5	<250	<20	<250	<20	<20	
800661058625	Carb heavy duty	25 kg sack	<20	<5	<300	<20	<300	<20	<20	
800661058626		12" cassette refill	<20	<5	<300	<20	<300	<20	<20	
800661058627		1 m <sup>3</sup> big bag	<20	<5	<300	<20	<300	<20	<20	
800661058628	Alkali / KI-KOH	25 kg sack	<250	<5	<150	<250	<150	<100	<150	Light to medium levels of VOC, solvents, organic and inorganic acids, SO <sub>2</sub> , NO <sub>2</sub> , low-level H <sub>2</sub> S, fragrances, kitchen and lab fumes, etc
800661058629		12" cassette refill	<250	<5	<150	<250	<150	<100	<150	
800661058630		1 m <sup>3</sup> big bag	<250	<5	<150	<250	<150	<100	<150	
800661058731	Acidic	25 kg sack	<20	<150	<200	<20	<200	<20	N/A	Light to medium levels of ammonia, organic alkylamines, cyclic and aromatic amines, etc
800661058732		12" cassette refill	<20	<150	<200	<20	<200	<20	N/A	
800661058733		1 m <sup>3</sup> big bag	<20	<150	<200	<20	<200	<20	N/A	
800661058734	Pro acidic	25 kg sack	<20	<250	<150	<20	<150	<20	N/A	Medium levels of ammonia, organic alkylamines, cyclic and aromatic amines, etc
800661058735		12" cassette refill	<20	<250	<150	<20	<150	<20	N/A	
800661058736		1 m <sup>3</sup> big bag	<20	<250	<150	<20	<150	<20	N/A	
800661058637	Carboxy blend	25 kg sack	<50	<5	<150	<150	<150	<100	<60	Light to medium levels of VOC, solvents, formaldehyde, organic and inorganic acids, SO <sub>2</sub> , NO <sub>2</sub> , kitchen and lab fumes, etc
800661058638		12" cassette refill	<50	<5	<150	<150	<150	<100	<60	
800661058639		1 m <sup>3</sup> big bag	<50	<5	<150	<150	<150	<100	<60	
800661058640	Oxy 10%	25 kg sack	<150	<5	<10	<300	<10	<200	<20	Medium levels of formaldehyde, alcohols, ketones, organic acids, SO <sub>2</sub> , mid-level H <sub>2</sub> S, mercaptans and other sulfuric compounds
800661058641		12" cassette refill	<150	<5	<10	<300	<10	<200	<20	
800661058642		1 m <sup>3</sup> big bag	<150	<5	<10	<300	<10	<200	<20	
800661058643	Oxy 8%	25 kg sack	<100	<5	<10	<250	<10	<160	<20	Light to medium levels of formaldehyde, alcohols, ketones, organic acids, SO <sub>2</sub> , mid-level H <sub>2</sub> S, mercaptans and other sulfuric compounds
800661058644		12" cassette refill	<100	<5	<10	<250	<10	<160	<20	
800661058645		1 m <sup>3</sup> big bag	<100	<5	<10	<250	<10	<160	<20	
800661058646	Sulf chlorine scrub	25 kg sack	<100	<5	<10	<250	<10	<160	<200	Light to medium levels of organic and inorganic acids, chlorine, SO <sub>2</sub> , NO <sub>2</sub> , low-level H <sub>2</sub> S, lab fumes, building recirculation air and similar
800661058647		12" cassette refill	<100	<5	<10	<250	<10	<160	<200	
800661058648		1 m <sup>3</sup> big bag	<100	<5	<10	<250	<10	<160	<200	

# Carboactiv Tube

## Activated carbon cylinder

**Product Range**



**Features**



**Applications**



**KEY FACTS**

- Extremely high capacity
- Removes odours and captures harmful gases
- Refillable (metal versions only)
- Simple "plug-and-play" installation system

**DESIGN**

Galvanized steel, stainless steel and plastic cartridges, which can be filled with a wide variety of activated carbon and mediums.

**APPLICATIONS**

Suitable for installation in HVAC and industrial process systems to solve a wide range of molecular contamination issues. Each standard products has been designed to target issues caused by specific contaminants.

# Carboactiv Tube

## Activated carbon cylinder

### PERFORMANCE DATA

Article No.	Type	Frame	Dimensions (mm)	ISO EN 10121:2014 Max. Sorptive Capacity (g Gas/kg Media)			Max. Sorptive Capacity (g Gas/kg Media)				Recommended Contaminants
				SO <sub>2</sub>	NH <sub>3</sub>	Toluene	H <sub>2</sub> S	VOC/ Condens.	Dopants (B, P, As)	Chlorine (Cl <sub>2</sub> )	
800660058608	Carb High BP	Plastic	145 x 450	<20	<5	<250	<20	<250	<20	<20	Light to medium air pollution of large molecular VOC, solvents, fragrances, kitchen exhaust, lab fumes, building recirculation air and similar
800660058609			145 x 600	<20	<5	<250	<20	<250	<20	<20	
800660058603		Galv. Steel	145 x 450	<20	<5	<250	<20	<250	<20	<20	
800660058606			145 x 600	<20	<5	<250	<20	<250	<20	<20	
800660058610		Stain. Steel	145 x 450	<20	<5	<250	<20	<250	<20	<20	
800660058611			145 x 600	<20	<5	<250	<20	<250	<20	<20	
800660058632	Carb Low BP	Plastic	145 x 450	<20	<5	<250	<20	<250	<20	<20	Light to medium air pollution of large molecular VOC, solvents, fragrances, kitchen exhaust, lab fumes, building recirculation air and similar
800660058633			145 x 600	<20	<5	<250	<20	<250	<20	<20	
800660058634		Galv. Steel	145 x 450	<20	<5	<250	<20	<250	<20	<20	
800660058635			145 x 600	<20	<5	<250	<20	<250	<20	<20	
800660058636		Stain. Steel	145 x 450	<20	<5	<250	<20	<250	<20	<20	
800660058637			145 x 600	<20	<5	<250	<20	<250	<20	<20	
800660058626	Carb Heavy Duty	Plastic	145 x 450	<20	<5	<300	<20	<300	<20	<20	Light to medium air pollution of large molecular VOC, solvents, fragrances, kitchen exhaust, lab fumes, building recirculation air and similar
800660058627			145 x 600	<20	<5	<300	<20	<300	<20	<20	
800660058628		Galv. Steel	145 x 450	<20	<5	<300	<20	<300	<20	<20	
800660058629			145 x 600	<20	<5	<300	<20	<300	<20	<20	
800660058630		Stain. Steel	145 x 450	<20	<5	<300	<20	<300	<20	<20	
800660058631			145 x 600	<20	<5	<300	<20	<300	<20	<20	
800660058619	Alkali / KI-KOH	Plastic	145 x 450	<250	<5	<150	<250	<150	<100	<150	Light to medium air pollution of VOC, Solvents, Organic and Inorganic Acids (HF, HCl, HBr, HNO <sub>3</sub> , H <sub>2</sub> SO <sub>4</sub> , HCN, etc.), SO <sub>2</sub> , NO <sub>2</sub> , low-level H <sub>2</sub> S, fragrances, kitchen exhaust, lab fumes, building recirculation air and similar
800660058620			145 x 600	<250	<5	<150	<250	<150	<100	<150	
800660058622		Galv. Steel	145 x 450	<250	<5	<150	<250	<150	<100	<150	
800660058623			145 x 600	<250	<5	<150	<250	<150	<100	<150	
800660058624		Stain. Steel	145 x 450	<250	<5	<150	<250	<150	<100	<150	
800660058625			145 x 600	<250	<5	<150	<250	<150	<100	<150	
800660058748	Acidic	Plastic	145 x 450	<20	<150	<200	<20	<200	<20	N/A	Light to medium air pollution of ammonia (NH <sub>3</sub> ) organic alkylamines (primary, secondary, tertiary), cyclic and aromatic amines (aniline, phenylenediamine, pyrrolidine, etc.) and similar
800660058749			145 x 600	<20	<150	<200	<20	<200	<20	N/A	
800660058750		Galv. Steel	145 x 450	<20	<150	<200	<20	<200	<20	N/A	
800660058751			145 x 600	<20	<150	<200	<20	<200	<20	N/A	
800660058752		Stain. Steel	145 x 450	<20	<150	<200	<20	<200	<20	N/A	
800660058753			145 x 600	<20	<150	<200	<20	<200	<20	N/A	

# Carboactiv Tube

## Activated carbon cylinder

### PERFORMANCE DATA (CONTINUED)

Article No.	Type	Frame	Dimensions (mm)	ISO EN 10121:2014 Max. Sorptive Capacity (g Gas/kg Media)			Max. Sorptive Capacity (g Gas/kg Media)				Recommended Contaminants
				SO <sub>2</sub>	NH <sub>3</sub>	Toluene	H <sub>2</sub> S	VOC/ Conden.	Dopants (B, P, As)	Chlorine (Cl <sub>2</sub> )	
800660058755	Pro Acidic	Plastic	145 x 450	<20	<250	<150	<20	<150	<20	N/A	Medium air pollution of ammonia (NH <sub>3</sub> ) organic alkylamines (primary, secondary, tertiary), cyclic and aromatic amines (aniline, phenylenediamine, pyrrolidine, etc.) and similar
800660058756			145 x 600	<20	<250	<150	<20	<150	<20	N/A	
800660058757		Galv. Steel	145 x 450	<20	<250	<150	<20	<150	<20	N/A	
800660058758			145 x 600	<20	<250	<150	<20	<150	<20	N/A	
800660058759		Stain. Steel	145 x 450	<20	<250	<150	<20	<150	<20	N/A	
800660058760			145 x 600	<20	<250	<150	<20	<150	<20	N/A	
800660058638	Carboxy Blend	Plastic	145 x 450	<50	<5	<150	<150	<150	<100	<60	Light to medium air pollution of VOC, solvents, formaldehyde, organic and inorganic acids (HF, HCl, HBr, HNO <sub>3</sub> , H <sub>2</sub> SO <sub>4</sub> , HCN, etc.), SO <sub>2</sub> , NO <sub>2</sub> , mid-level H <sub>2</sub> S, fragrances, kitchen exhaust, lab fumes, building recirculation air and similar
800660058639			145 x 600	<50	<5	<150	<150	<150	<100	<60	
800660058640		Galv. Steel	145 x 450	<50	<5	<150	<150	<150	<100	<60	
800660058641			145 x 600	<50	<5	<150	<150	<150	<100	<60	
800660058642		Stain. Steel	145 x 450	<50	<5	<150	<150	<150	<100	<60	
800660058643			145 x 600	<50	<5	<150	<150	<150	<100	<60	
800660058644	Oxy 10%	Plastic	145 x 450	<150	<5	<10	<300	<10	<200	<20	Medium air pollution of formaldehyde, alcohols, ketones, organic acids, SO <sub>2</sub> , mid-level H <sub>2</sub> S, mercaptans and other sulfuric compounds and similar
800660058645			145 x 600	<150	<5	<10	<300	<10	<200	<20	
800660058646		Galv. Steel	145 x 450	<150	<5	<10	<300	<10	<200	<20	
800660058647			145 x 600	<150	<5	<10	<300	<10	<200	<20	
800660058648		Stain. Steel	145 x 450	<150	<5	<10	<300	<10	<200	<20	
800660058649			145 x 600	<150	<5	<10	<300	<10	<200	<20	
800660058650	Oxy 8%	Plastic	145 x 450	<100	<5	<10	<250	<10	<160	<20	Light to medium air pollution of formaldehyde, alcohols, ketones, organic acids, SO <sub>2</sub> , mid-level H <sub>2</sub> S, mercaptans and other sulfuric compounds and similar
800660058651			145 x 600	<100	<5	<10	<250	<10	<160	<20	
800660058652		Galv. Steel	145 x 450	<100	<5	<10	<250	<10	<160	<20	
800660058653			145 x 600	<100	<5	<10	<250	<10	<160	<20	
800660058654		Stain. Steel	145 x 450	<100	<5	<10	<250	<10	<160	<20	
800660058655			145 x 600	<100	<5	<10	<250	<10	<160	<20	
800660058656	Sulf Chlorine Scrub	Plastic	145 x 450	<100	<5	<10	<250	<10	<160	<200	Light to medium air pollution of organic and inorganic acids (HF, HCl, HBr, HNO <sub>3</sub> , H <sub>2</sub> SO <sub>4</sub> , HCN, etc.), chlorine, SO <sub>2</sub> , NO <sub>2</sub> , low-level H <sub>2</sub> S, including lab fumes, building recirculation air and similar
800660058657			145 x 600	<100	<5	<10	<250	<10	<160	<200	
800660058658		Galv. Steel	145 x 450	<100	<5	<10	<250	<10	<160	<200	
800660058659			145 x 600	<100	<5	<10	<250	<10	<160	<200	
800660058660		Stain. Steel	145 x 450	<100	<5	<10	<250	<10	<160	<200	
800660058661			145 x 600	<100	<5	<10	<250	<10	<160	<200	

# Carboactiv Tube



## Activated carbon cylinder

### MOUNTING FRAMES

Article No.	Frame Material	Dimensions (mm)	Number of Cartridges
800690305305	Galvanized steel	305 x 305 x 70	4
800690305610		305 x 610 x 70	8
800690508610		508 x 610 x 70	12
800690610610		610 x 610 x 70	16
800691305305	Stainless steel 304	305 x 305 x 70	4
800691305610		305 x 610 x 70	8
800691508610		508 x 610 x 70	12
800691610610		610 x 610 x 70	16

# Carboactiv Pocket Duosorb Select

## Product Range



## Features



## Applications



## Filter Class

F

ePM1

## KEY FACTS

- Particle filtration and gas adsorption in one filter element
- Improvement of indoor air quality
- Ideal for eliminating odors
- Low pressure drop

## DESIGN

Multi-layered media, tailored-sewn into pockets with sealed, conical spacer seams for an optimal V-shape. A galvanized steel frame provides rigidity.

## APPLICATIONS

For use in public buildings or other places where people gather to improve indoor air quality and protect against sick building syndrome.



# Carboactiv Pocket Duosorb Select

## PERFORMANCE DATA

Article No.	Filter Class		Dimensions mm	Pockets	Flow Rate m <sup>3</sup> /h	Pressure Drop Pa
	ISO 16890	EN 779				
800657029876	ePM2.5 65%	F7	287 x 592 x 600	4	1650	120
800657029871	ePM2.5 65%	F7	287 x 592 x 600	5	1650	120
800657029879	ePM2.5 65%	F7	287 x 892 x 600	4	2475	120
800657029874	ePM2.5 65%	F7	287 x 892 x 600	5	2475	120
800657029867	ePM2.5 65%	F7	490 x 592 x 600	6	2825	120
800657029870	ePM2.5 65%	F7	490 x 592 x 600	8	2825	120
800657029877	ePM2.5 65%	F7	592 x 287 x 600	8	1650	120
800657029872	ePM2.5 65%	F7	592 x 287 x 600	10	1650	120
800657029878	ePM2.5 65%	F7	592 x 490 x 600	8	2825	120
800657029873	ePM2.5 65%	F7	592 x 490 x 600	10	2825	120
800657029866	ePM2.5 65%	F7	592 x 592 x 600	8	3400	120
800657029865	ePM2.5 65%	F7	592 x 592 x 600	10	3400	120
800657029880	ePM2.5 65%	F7	592 x 892 x 600	8	5125	120
800657029875	ePM2.5 65%	F7	592 x 892 x 600	10	5100	120

## SPECIFICATION

<b>Heat resistance</b>	< 30 °C (Peak 50 °C)	<b>Rec. final pressure for efficient energy use acc. to EN 13053</b>	Lowest value of initial pressure drop + 100 Pa, or initial pressure drop x 3
<b>Regenerable</b>	No	<b>Moisture resistance</b>	< 60 % (Max. < 90 %)
<b>Incinerable</b>	No		

## OPTIONS

<b>Gasket</b>	Flat gasket, 1 or 2 sides
---------------	---------------------------

# Carboactiv Pocket Duosorb Eco

## Product Range



## Features




## Applications



## Filter Class

M

ePM10



## KEY FACTS

- Particle filtration and gas adsorption in one filter element
- Improvement of indoor air quality
- Ideal for eliminating odors
- Low pressure drop

## DESIGN

Multi-layered synthetic and carbon media sewn together to form pockets and assembled in a robust frame.

## APPLICATIONS

For use in public buildings or other places where people gather to improve indoor air quality and protect against sick building syndrome.

# Carboactiv Pocket Duosorb Eco

## PERFORMANCE DATA

Article No.	Filter Class		Dimensions	Pockets	Flow Rate	Pressure Drop
	ISO 16890	EN 779	mm		m <sup>3</sup> /h	Pa
800658029868	ePM10 75%	M6	592 x 592 x 635	8	3400	70

## SPECIFICATION

<b>Heat resistance</b>	< 30 °C (Peak 50 °C)	<b>Rec. final pressure for efficient energy use acc. to EN 13053</b>	Lowest value of initial pressure drop + 100 Pa, or initial pressure drop x 3
<b>Regenerable</b>	No	<b>Moisture resistance</b>	< 60 % (Max. < 90 %)
<b>Incinerable</b>	No		


## OPTIONS

<b>Gasket</b>	Flat gasket, 1 or 2 sides
---------------	---------------------------

# Carboactiv Cube

## N

### Product Range



### Features



### Applications



### KEY FACTS

- Compact filter with airborne molecular contamination (AMC) filtration media
- Removes odours, solvents, condensables, airborne chemicals, molecular acids and captures harmful gases
- Rugged construction and build provides high structural stability
- No exhaust-carbon dust load, minimizes the need for an additional safety, post-AMC fine filter
- Microgranulated carbon and impregnated media delivers high spontaneity of adsorption/reaction

### DESIGN

V-shaped, pleated activated carbon cells, made of composite material of fine-grain absorbents embedded into a synthetic textile matrix. Available in various casing materials. Integrated handle for ease of installation.

### APPLICATIONS

For installation in HVAC systems to solve a wide range of issues relating to gaseous molecular contamination. Each standard product has been specifically designed to address issues (e.g. toxic fumes, air pollution, odors, corrosion) caused by specific contaminants.

# Carboactiv Cube

## N

### PERFORMANCE DATA

Article No.	Type	Dimensions (mm)	Flow Rate (m <sup>3</sup> /h)	Initial Pressure Drop (Pa)	ISO EN 10121:2014 Max. Sorptive Capacity (g Gas/kg Media)			Max. Sorptive Capacity (g Gas/kg Media)			Recommended Contaminants
					SO <sub>2</sub>	NH <sub>3</sub>	Toluene	H <sub>2</sub> S	VOC/Conden.	Dopants (B, P, As)	
800656024342	Carb	610 x 610 x 292	3400	90	<20	<5	<300	<20	<300	<20	Light to medium pollution of VOC, solvents, fragrances, kitchen exhaust, lab fumes, building recirculation air, etc
800656024343		305 x 610 x 292	1700	90	<20	<5	<300	<20	<300	<20	
800656057914	Alkaline	610 x 610 x 292	3400	90	<200	<5	<200	<200	<200	<50	Light to medium levels of organic and inorganic acids (HF, HCl, HBr, HNO <sub>3</sub> , H <sub>2</sub> SO <sub>4</sub> , HCN, etc.), SO <sub>2</sub> , NO <sub>2</sub> , low-level H <sub>2</sub> S, etc
800656057915		305 x 610 x 292	1700	90	<200	<5	<200	<200	<200	<50	
800656057916	Acidic	610 x 610 x 292	3400	90	<5	<180	<200	<5	<180	<50	Light to medium pollution of ammonia organic alkylamines cyclic and aromatic amines (aniline, phenylenediamine, pyrrolidine, etc.) and similar
800656057917		305 x 610 x 292	1700	90	<5	<180	<200	<5	<180	<50	
800656057918	Sulfuric	610 x 610 x 292	3400	90	<100	<5	<150	<300	<150	<50	Light to medium levels of VOC, solvents, organic and inorganic acids, SO <sub>2</sub> , NO <sub>2</sub> , low-level H <sub>2</sub> S, ammonia, organic alkylamines, cyclic and aromatic amines, etc
800656057919		305 x 610 x 292	1700	90	<100	<5	<150	<300	<150	<50	
800656057920	VOC-Amine-Acid	610 x 610 x 292	3400	90	<200	<300	<250	<50	<250	<150	Light to medium levels of VOC, solvents, formaldehyde, organic and inorganic acids, SO <sub>2</sub> , NO <sub>2</sub> mid-level H <sub>2</sub> S, ammonia, organic alkylamines, cyclic and aromatic amines, etc
800656057921		305 x 610 x 292	1700	90	<200	<300	<250	<50	<250	<150	
800656057922	Sulf-Amine-Acid	610 x 610 x 292	3400	90	<200	<300	<150	<300	<150	<250	Light to medium levels of VOC, solvents, formaldehyde, organic and inorganic acids, SO <sub>2</sub> , NO <sub>2</sub> mid-level H <sub>2</sub> S, ammonia, organic alkylamines, cyclic and aromatic amines, etc
800656057923		305 x 610 x 292	1700	90	<200	<300	<150	<300	<150	<250	

### SPECIFICATION


<b>Heat resistance</b>	< 50 °C (Peak 60 °C)	<b>Moisture resistance</b>	< 60 % (Max. < 90 %)
<b>Regenerable</b>	No	<b>Incinerable</b>	No

### OPTIONS

<b>Gasket</b>	One piece, flat EPDM gasket
---------------	-----------------------------

# Carboactiv Cube 4V compact filter

## Product Range



## Features



## Applications



## Filter Class

ePM1



## KEY FACTS

- Compact filter with molecular-filtration media
- Removes odors and captures harmful gases
- High structural stability
- Stackable frame system to reduce space
- Microgranulated carbon for high spontaneity of adsorption/reaction

## DESIGN

Filter elements sealed into a 4-V plastic frame with polyurethane for an extremely robust construction. Pleat packs consist of carbon and chemical absorbants sealed into a synthetic media.

## APPLICATIONS

Suitable for installation in HVAC systems to solve a wide range of molecular contamination issues. Each standard product has been designed to target issues caused by specific contaminants.

# Carboactiv Cube

## 4V compact filter

### PERFORMANCE DATA

Article No.	Type	Dimensions W x H (mm)	ISO EN 10121:2014 Max. Sorptive Capacity (g Gas/kg Media)			Max. Sorptive Capacity (g Gas/kg Media)			Recommended Contaminants
			SO <sub>2</sub>	NH <sub>3</sub>	Toluene	H <sub>2</sub> S	VOC/ Condens.	Dopants (B, P, As)	
800643057901	Carb	592 x 592	<20	<5	<300	<20	<300	<20	VOC, solvents, fragrances, kitchen exhaust, lab fumes, building recirculation air
800643058183		592 x 490	<20	<5	<300	<20	<300	<20	
800643057902		592 x 287	<20	<5	<300	<20	<300	<20	
800644057914	Alkaline	592 x 592	<200	<5	<200	<200	<200	<50	Organic and inorganic acids (HF, HCl, HBr, HNO <sub>3</sub> , H <sub>2</sub> SO <sub>4</sub> , HCN, etc.), SO <sub>2</sub> , NO <sub>2</sub> , low-level H <sub>2</sub> S
800644058184		592 x 490	<200	<5	<200	<200	<200	<50	
800644057915		592 x 287	<200	<5	<200	<200	<200	<50	
800645057916	Acidic	592 x 592	<5	<180	<200	<5	<180	<50	Ammonia (NH <sub>3</sub> ) organic alkylamines (primary, secondary, tertiary), cyclic and aromatic amines (aniline, phenylenediamine, pyrrolidine, etc.)
800645058185		592 x 490	<5	<180	<200	<5	<180	<50	
800645057917		592 x 287	<5	<180	<200	<5	<180	<50	
800646057918	Sulfuric	592 x 592	<100	<5	<150	<300	<150	<50	Ammonia (NH <sub>3</sub> ) organic alkylamines (primary, secondary, tertiary), cyclic and aromatic amines (aniline, phenylenediamine, pyrrolidine, etc.)
800646058181		592 x 490	<100	<5	<150	<300	<150	<50	
800646057919		592 x 287	<100	<5	<150	<300	<150	<50	
800647057920	VOC- Amine- Acid	592 x 592	<200	<300	<250	<50	<250	<150	VOC, solvents, organic and inorganic acids (HF, HCl, HBr, HNO <sub>3</sub> , H <sub>2</sub> SO <sub>4</sub> , HCN, etc.), SO <sub>2</sub> , NO <sub>2</sub> , low-level H <sub>2</sub> S, ammonia (NH <sub>3</sub> ) organic alkylamines, cyclic and aromatic amines (aniline, phenylenediamine, pyrrolidine, etc.)
800647058186		592 x 490	<200	<300	<250	<50	<250	<150	
800647057921		592 x 287	<200	<300	<250	<50	<250	<150	
800648057922	Sulf- Amine- Acid	592 x 592	<200	<300	<150	<300	<150	<250	VOC, solvents, formaldehyde, organic and inorganic acids (HF, HCl, HBr, HNO <sub>3</sub> , H <sub>2</sub> SO <sub>4</sub> , HCN, etc.), SO <sub>2</sub> , NO <sub>2</sub> , mid-level H <sub>2</sub> S, ammonia (NH <sub>3</sub> ) organic alkylamines, cyclic and aromatic amines (aniline, phenylenediamine, pyrrolidine)
800648058182		592 x 490	<200	<300	<150	<300	<150	<250	
800648057923		592 x 287	<200	<300	<150	<300	<150	<250	

### SPECIFICATION

<b>Heat resistance</b>	< 30 °C (Peak 50 °C)	<b>Moisture resistance</b>	< 60 % (Max. < 90 %)
<b>Regenerable</b>	No	<b>Incinerable</b>	Yes*
<b>Depth</b>	292 mm	<b>Air flow/pressure drop</b>	0.94 m/s @ 90 Pa


\* Please ensure accordance with relevant disposal directives

### OPTIONS

<b>Gasket</b>	Continuous polyurethane, 1 or 2 sides
---------------	---------------------------------------

# Carboactiv Cube Duosorb

## Product Range



## Features



## Applications



## Filter Class

ePM2.5



## KEY FACTS

- Particle filtration and gas adsorption in one filter element
- Top cost-benefit ratio
- Low pressure drop
- Stable construction
- Lightweight

## DESIGN

Filter elements are sealed into a 4V plastic frame with polyurethane for an extremely robust construction. The pleat packs are made of a composite material based on fine-grain absorbents embedded into a synthetic textile matrix. The frame features an integrated handle for ease of transportation.

## APPLICATIONS

Improvement of indoor air quality, particularly in locations with problem odors or gaseous compounds.



# Carboactiv Cube Duosorb

## PERFORMANCE DATA

Article No.	Filter Class	Dimensions	Flow Rate	Pressure Drop
	ISO 16890	mm	m <sup>3</sup> /h	Pa
800650003138	ePM2.5 60%	592 x 287 x 300	1700	125
800650003137	ePM2.5 60%	592 x 490 x 300	2800	125
800650003111	ePM2.5 60%	592 x 592 x 300	3400	125

## SPECIFICATION

<b>Heat resistance</b>	< 30 °C (Peak 50 °C)	<b>Rec. final pressure for efficient energy use acc. to EN 13053</b>	Lowest value of initial pressure drop + 100 Pa, or initial pressure drop x 3
<b>Regenerable</b>	No	<b>Moisture resistance</b>	< 60 % (Max. < 90 %)
<b>Adsorption capacity</b>	950 g	<b>Incinerable</b>	No

## OPTIONS

<b>Gasket</b>	Continuous polyurethane, 1 or 2 sides
---------------	---------------------------------------

# Carboactiv Coupon Corrosion Coupons

## Features



## Applications



## KEY FACTS

- Copper and silver-based coupons
- Identify and measure sources of corrosion on electrical and electronic components according to ISA71.04
- Provide exact measurement of gaseous components and molecular air contaminants, solvents, chemicals and biological odors
- Help protect expensive equipment from corrosion, and reduce associated downtime and outages

## DESIGN

Copper and silver-based corrosion coupons, constructed to meet the requirements of ISA71.04 / ASHRAE TC9.

## APPLICATIONS

Suitable for use in HVAC systems and industrial process exhaust treatment units to help tackle a wide range of issues caused by gaseous molecular contamination. Carboactiv Coupon identifies and measures corrosive contaminants in an internal environment, so that the filtration system or other corrective steps can be targeted at those specific contaminants and sources e.g. toxic and corrosive fumes, agriculture, air pollution, traffic, ambient heating and other polluting processes.

# Carboactiv Coupon Corrosion Coupons

## PERFORMANCE DATA

Article No.	Type	Packaging
	Description	Quantity
800996000042	ISA71.04 / ASHRAE TC9.9 Corrosion Coupon	1 PCE



# Power Generation Filters

**Used to separate: All types of contaminants, including sea salt, water, dust, sand and fine particles.**

Power generation air filters protect equipment like gas turbines from airborne contaminants that can cause fouling or damage. With clean intake air, turbine performance is improved and downtime for cleaning or repair is significantly reduced.


	PAGE	ISO Coarse	ISO ePM10	ISO ePM2.5	ISO ePM1	EPA	HEPA	ULPA	HVAC	Cleanroom	Power Gen	Industrial	ATEX-rated	Burst resistant	Gas adsorption	Glass fiber	Grease removal	High efficiency	High temp.	NoGlass media	Paint application	Pulse function	Re-gen	Water removal	XL capacity
<b>Power Generation Filters</b>	<b>148</b>																								
Airmat Eco H2O Power	150	•									•														•
Airmat Pro H2O Power	152	•									•														•
Airpad Pro H2O Power	154	•									•														•
Airsquare Select Power	156	•									•														
Airpanel Pro H2O Duo	158	•									•														•
Airpocket Select Power	160	•									•														
Airpocket Eco Power	162	•	•		•						•														
Aircube Select Power	164				•						•														
Aircube Eco Power	166				•						•														
Aircube Pro Power	168				•						•														
Aircube Pro Power S / S XL	170				•						•			•											•
Nanoclass Cube Eco Power	172					•					•							•							
Nanoclass Cube Pro Power	174					•					•							•							•
Nanoclass Cube Pro Power S / S XL	176					•					•			•				•							•
Airtube/Cone Pulse Power Select	178										•												•		
Airtube/Cone Pulse Power N	180										•												•		
Airtube/Cone Pulse Power Pro	182										•												•		

Reliable in the toughest of environments. Airpanel Pro H2O Duo's plastic support combs ensure pleat stability even during variations in the air flow.

# Airmat Eco H2O Power

---

## Product Range



---

## Features



---

## Applications



---

## Filter Class

G

Coarse



## KEY FACTS

- Combined air filter and water coalescer
- Ideally suited to coastal applications
- High dust holding capacity of 3000 g/m<sup>2</sup> (SAE)

## DESIGN

Disposable media of continuous glass fibers with progressive density coated with adhesive. The downstream side of the media is colored green to ensure correct installation.

## APPLICATIONS

For use in industrial applications with rotating machinery like engines, gas turbines and smooth-flow compressors. Suitable for both land-based and offshore applications.

# Airmat Eco

## H2O Power

### PERFORMANCE DATA

Article No.	Filter Class		Dimensions	Flow Rate	Pressure Drop
	ISO 16890	EN 779	mm	m <sup>3</sup> /h	Pa
800120010694	Coarse 60%	G3	610 x 610 x 100	3400	40
800120010689	Coarse 60%	G3	305 x 610 x 100	1700	40
800120012107	Coarse 60%	G3	305 x 305 x 100	850	40

\*Products listed above do not include a holding frame. See Airhandling for more information on suitable pad holding frames.


### SPECIFICATION

<b>Recommended air velocity</b>	2.5 m/s	<b>Recommended final pressure drop</b>	250 Pa
<b>Heat resistance</b>	80 °C	<b>Moisture resistance</b>	100 % rel. humidity
<b>Regenerable</b>	No	<b>Incinerable</b>	Yes

# Airmat Pro H2O Power

---

## Product Range



---

## Features



---

## Applications



---

## Filter Class

G

Coarse



## KEY FACTS

- Combined air filter and water coalescer
- Ideally suited to coastal applications
- High dust holding capacity of 5340 g/m<sup>2</sup> (SAE)

## DESIGN

Disposable media of continuous glass fibers with progressive density coated with adhesive. The downstream side of the media is colored blue to ensure correct installation.

## APPLICATIONS

For use in industrial applications with rotating machinery like engines, gas turbines and smooth-flow compressors. Suitable for both land-based and offshore applications.



# Airmat Pro

## H2O Power

### PERFORMANCE DATA

Article No.	Filter Class		Dimensions	Flow Rate	Pressure Drop
	ISO 16890	EN 779			
800163024418	Coarse 60%	G4	610 x 610 x 125	3400	105

### SPECIFICATION

<b>Recommended air velocity</b>	2.5 m/s	<b>Recommended final pressure drop</b>	250 Pa
<b>Heat resistance</b>	80 °C	<b>Moisture resistance</b>	100 % rel. humidity
<b>Regenerable</b>	No	<b>Incinerable</b>	Yes

# Airpad Pro H2O Power

---

## Product Range




---

## Features



---

## Applications



## KEY FACTS

- Provides effective moisture separation
- Robust design
- Rust-free

## DESIGN

A woven metal mat interspersed with layers of expanded metal mesh in an aluminum (AlMg3) steel frame. Protection grids hold the mat in place and water drainage holes in the frame allow the separated moisture to flow away from the downstream application.

## APPLICATIONS

For use in industrial applications for rotating machinery like engines, gas turbines and smooth-flow compressors. Suitable for land-based and offshore applications.

# Airpad Pro

## H2O Power

### PERFORMANCE DATA


Article No.	Average Arrestance	Dimensions	Flow Rate	Pressure Drop
	% of water droplets	mm	m <sup>3</sup> /h	Pa
800260024416	> 90 % @ 5 µm	595 x 595 x 45	3400	75

### SPECIFICATION

<b>Recommended air flow</b>	Flow rate ± 25 %	<b>Recommended final pressure drop</b>	-
<b>Heat resistance</b>	Max. 400 °C	<b>Moisture resistance</b>	100 %
<b>Regenerable</b>	No	<b>Incinerable</b>	No

# Airsquare Select Power

## Product Range



## Features



## Applications



## Filter Class

M

Coarse



## KEY FACTS

- Large filter area with space-saving, shallow depth
- Stable compact design
- Low weight
- High efficiency
- Easy assembly and handling

## DESIGN

Mini-pleated synthetic media with a robust plastic frame.

## APPLICATIONS

Prefiltration for gas turbine air intakes.

# Airsquare Select Power

## PERFORMANCE DATA

Article No.	Filter Class		Dimensions	Flow Rate	Pressure Drop
	ISO 16890	EN 779			
800234029917	Coarse 70%	M5	592 x 592 x 48	3400	90
800234000617	Coarse 70%	M5	592 x 592 x 96	3400	50

## SPECIFICATION

<b>Recommended air flow</b>	Flow rate $\pm$ 25 %	<b>Recommended final pressure drop</b>	250 Pa (max. 450 Pa)
<b>Heat resistance</b>	Max. 80 °C	<b>Moisture resistance</b>	100 % rel. humidity
<b>Regenerable</b>	No	<b>Incinerable</b>	Yes

## OPTIONS

<b>Frame</b>	Plastic, galvanized steel or stainless steel
<b>Gasket</b>	Foamed polyurethane continuous gasket, 1 or 2 sides

# Airpanel Pro H2O Duo

## Product Range



## Features



## Applications



## Filter Class

G

M

Coarse



## KEY FACTS

- Combined prefilter with high efficiency coalescer in one stage
- Patented, highly efficient water drainage system
- High burst resistance up to 2000 Pa

## DESIGN

Made from a durable plastic frame and a pleated pack of hydrophobic, progressively structured media. The pleats are stabilized with hotmelt support beads and plastic combs, and fixed into the frame using polyurethane.

## APPLICATIONS

Particularly suited for use with rotating equipment located near to the sea, or where fog or rain is a regular part of the weather pattern.

# Airpanel Pro

## H2O Duo

### PERFORMANCE DATA

Article No.	Filter Class		Dimensions	Flow Rate	Pressure Drop
	ISO 16890	EN 779			
800232024425	Coarse 90%	G4	592 x 592 x 96	3400	70
				4250	95
800232024426	Coarse 90%	M5	592 x 592 x 150	3400	60
				4250	85
800232024431	Coarse 90%	M5	592 x 592 x 150 (22 mm header)	3400	75
				4250	110
800232024432*	Coarse 90%	M5	592 x 592 x 150 (22 mm header)	3400	75
				4250	110

\*Reverse flow

### SPECIFICATION


<b>Recommended air velocity</b>	2.5 m/s ± 20 %	<b>Recommended final pressure drop</b>	450 Pa
<b>Heat resistance</b>	Max. 80 °C	<b>Moisture resistance</b>	> 100 %
<b>Regenerable</b>	No	<b>Incinerable</b>	Yes

### OPTIONS

<b>Gasket</b>	EPDM Flat gasket, 1 or 2 sides
<b>Depth</b>	Also available as 100 mm with 25 mm header

# Airpocket Select Power

## Product Range



## Features



## Applications



## Filter Class



Coarse



## KEY FACTS

- Synthetic filter media
- Long service life
- High dust holding capacity
- Suitable for air flows up to 4250 m<sup>3</sup>/h
- Low Pressure drop

## DESIGN

Progressively-structured, polyester media. Conically sewn into single pockets and fitted into a robust plastic frame with integrated air guides.

## APPLICATIONS

Prefiltration for gas turbine air intakes.



# Airpocket Select Power

## PERFORMANCE DATA

Article No.	Filter Class		Dimensions	Pockets	Flow Rate	Pressure Drop
	ISO 16890	EN 779				
800321024387	<b>Coarse 70%</b>	G4	592 x 592 x 200	6	3400	40
800321024383	Coarse 70%	G4	592 x 592 x 300	6	3400	38
800321024384	Coarse 70%	G4	592 x 592 x 360	6	3400	35
800321024385	Coarse 70%	G4	592 x 592 x 500	6	3400	33
800321024386	Coarse 70%	G4	592 x 592 x 600	6	3400	30
800321024387	<b>Coarse 80%</b>	M5	592 x 592 x 200	6	3400	65
800321024388	Coarse 80%	M5	592 x 592 x 300	6	3400	62
800321024389	Coarse 80%	M5	592 x 592 x 360	6	3400	60
800321024390	Coarse 80%	M5	592 x 592 x 500	6	3400	55
800321024391	Coarse 80%	M5	592 x 592 x 600	6	3400	50

## SPECIFICATION

<b>Recommended air velocity</b>	2.5 m/s ± 20 %	<b>Recommended final pressure drop</b>	250 Pa
<b>Heat resistance</b>	Max. 80 °C	<b>Moisture resistance</b>	100 % rel. humidity
<b>Regenerable</b>	No	<b>Incinerable</b>	Yes

## OPTIONS

<b>Gasket</b>	EPDM flat gasket, 1 or 2 sides
<b>Header depth</b>	25 mm or 20 mm
<b>Frame</b>	Plastic or metal

# Airpocket Eco Power

## Product Range



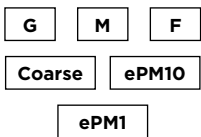
## Features



## Applications



## Filter Class



## KEY FACTS

- Synthetic filter media
- Long service life
- High dust holding capacity
- Low Pressure drop

## DESIGN

Pocket filters with a metal or plastic frame. Single pockets made of a synthetic, wave-structured media are tailor sewn for an optimal V-shape.

## APPLICATIONS

Prefiltration for gas turbine air intakes.



# Airpocket Eco Power

## PERFORMANCE DATA

Article No.	Filter Class		Dimensions	Pockets	Flow Rate	Pressure Drop	Energy Consumption	Energy Class
	ISO 16890	EN 779						
800325024393	<b>Coarse 70%</b>	G4	592 x 592 x 300	6	3400	45		
800325024394	Coarse 70%	G4	592 x 592 x 360	6	3400	45		
800325024396	Coarse 70%	G4	592 x 592 x 500	6	3400	40		
800325024397	Coarse 70%	G4	592 x 592 x 635	6	3400	35		
800325024400	<b>ePM10 50%</b>	M5	592 x 592 x 360	6	3400	45	584	B
800325024403	ePM10 50%	M5	592 x 592 x 635	6	3400	35	466	A
800325024402	<b>ePM10 55%</b>	M5	592 x 592 x 635	6	3400	39	504	A
800325024405	<b>ePM10 70%</b>	M6	592 x 592 x 300	6	3400	115	2073	E
800325024408	ePM10 70%	M6	592 x 592 x 500	6	3400	52	695	A
800325024409	ePM10 70%	M6	592 x 592 x 635	6	3400	55	600	A+
800325024411	<b>ePM1 65%</b>	F7	592 x 592 x 300	10	3400	165	> 2500	E
800325024414	ePM1 65%	F7	592 x 592 x 500	10	3400	75	1013	B
800325024415	ePM1 65%	F7	592 x 592 x 635	10	3400	65	830	A+

## SPECIFICATION


<b>Recommended air flow</b>	Flow rate ± 10 %	<b>Recommended final pressure drop</b>	450 Pa (Coarse version 250 Pa)
<b>Heat resistance</b>	Max. 80 °C	<b>Moisture resistance</b>	100 % rel. humidity
<b>Regenerable</b>	No	<b>Incinerable</b>	Yes

## OPTIONS

<b>Gasket</b>	EPDM flat gasket, 1 or 2 sides
<b>Header depth</b>	25 mm
<b>Frame</b>	Plastic or metal

# Aircube Select Power

## Product Range



Select

## Features



## Applications



## Filter Class

F

ePM1



## KEY FACTS

- Fully incinerable
- Long service life
- Stable construction with a low weight
- Filter series tested according to EN 13501-1:2010 as E d0

## DESIGN

Compact filter with a 4V-design made of plastic for a lightweight, stable construction. Microglass pleat pack features a grid to prevent damage during handling and installation. Specially-designed header provides a strong gasket adhesion.

## APPLICATIONS

Primary filtration for gas turbine air intakes.



# Aircube Select Power

## PERFORMANCE DATA

Article No.	Filter Class		Dimensions	Flow Rate	Pressure Drop	Energy Consumption	Energy Class
	ISO 16890	EN 779					
800445060020	ePM1 80%	F9	592 x 592 x 300	3400	105	1352	B
				4250	150		

Performance data and item code relate to a filter with gasket back of header and 8 grids

## SPECIFICATION


<b>Recommended air flow</b>	< 5000 m <sup>3</sup> /h	<b>Recommended final pressure drop</b>	Initial pressure drop x 2 (max. 450 Pa)
<b>Heat resistance</b>	Max. 70 °C	<b>Moisture resistance</b>	100 % rel. humidity
<b>Regenerable</b>	No	<b>Incinerable</b>	Yes
<b>Fire Classification</b>	E d0 according to EN 13501-1:2010		

## OPTIONS

<b>Header depth</b>	25 mm
<b>Gasket</b>	Continuous polyurethane, 1 or 2 sides
<b>Frame Material</b>	Plastic
<b>Grids</b>	8 plastic grids

# Aircube Eco Power

## Product Range



## Features



## Applications



## Filter Class

F

ePM1



## KEY FACTS

- Industry-leading burst resistance
- Fits all commonly used filter frames
- Fully incinerable
- Recyclable materials for simple, environmentally-friendly disposal
- High efficiencies at low pressure drops

## DESIGN

Pleated cells with special thread separators to ensure the even spacing of the pleats. Robust, fully incinerable, hollow-profile plastic frame, made from recyclable materials.

## APPLICATIONS

Primary filtration for gas turbine air intakes.



# Aircube Eco Power

## PERFORMANCE DATA

Article No.	Filter Class		Dimensions	Flow Rate	Pressure Drop	Energy Consumption	Energy Class
	ISO 16890	EN 779					
800426000189	ePM1 50%	F7	592 x 592 x 300	3400	75	1008	B
				4250	105		
800426000194	ePM1 65%	F8	592 x 592 x 300	3400	90	1144	C
				4250	125		
800426000198	ePM1 80%	F9	592 x 592 x 300	3400	105	1348	B
				4250	145		

## SPECIFICATION


<b>Recommended air flow</b>	Flow rate $\pm$ 20 %	<b>Recommended final pressure drop</b>	450 Pa (max. 800 Pa)
<b>Heat resistance</b>	Max. 70 °C	<b>Moisture resistance</b>	100 % rel. humidity
<b>Regenerable</b>	No	<b>Incinerable</b>	Yes

## OPTIONS

<b>Header depth</b>	25 mm
<b>Gasket</b>	Continuous polyurethane foam, 1 or 2 sides

# Aircube Pro Power

## Product Range



## Features



## Applications



## Filter Class

F

ePM1



## KEY FACTS

- Extended surface area for higher levels of atmospheric particulate
- Industry-leading burst resistance
- Fits all commonly used filter frames
- Fully incinerable
- Recyclable materials for simple, environmentally-friendly disposal
- High efficiencies at low pressure drops

## DESIGN

Pleated cells with special thread separators to ensure the even spacing of the pleats. Robust, fully incinerable, hollow-profile plastic frame, made from recyclable materials.

## APPLICATIONS

Primary filtration for gas turbine air intakes.





# Aircube Pro

## Power

### PERFORMANCE DATA

Article No.	Filter Class		Dimensions	Flow Rate	Pressure Drop	Energy Consumption	Energy Class
	ISO 16890	EN 779					
800427029971	ePM1 50%	F7	592 x 592 x 300	3400	80	1076	C
				4250	115		
800427000235	ePM1 70%	F8	592 x 592 x 300	3400	95	1133	B
				4250	140		
800427000221	ePM1 80%	F9	592 x 592 x 300	3400	105	1348	B
				4250	150		

### SPECIFICATION


<b>Recommended air flow</b>	Flow rate ± 20 %	<b>Recommended final pressure drop</b>	450 Pa (max. 800 Pa)
<b>Heat resistance</b>	Max. 70 °C	<b>Moisture resistance</b>	100 % rel. humidity
<b>Regenerable</b>	No	<b>Incinerable</b>	Yes

### OPTIONS

<b>Header depth</b>	25 mm
<b>Gasket</b>	Continuous polyurethane foam, 1 or 2 sides

# Aircube Pro

## Power S / S XL



### Features



# XL

### Applications



### Filter Class

ePM1



### KEY FACTS

- Synthetic-based filter media provides the highest mechanical strength
- Available in two lengths (300/420 mm)
- Large surface area captures higher levels of atmospheric particulate for a longer lifetime
- Extended length version delivers even longer operation periods
- Industry-leading burst resistance
- Fits all commonly used filter frames
- Fully incinerable
- Recyclable materials for simple, environmentally-friendly disposal
- High efficiencies at low pressure drops

### DESIGN

Pleated cells with special thread separators to ensure the even spacing of the pleats. Robust, fully incinerable, hollow-profile, plastic frame, made from recyclable materials.

### APPLICATIONS

Primary filtration for gas turbine air intakes.

# Aircube Pro

## Power S / S XL

### PERFORMANCE DATA

Article No.*		Filter Class	Dimensions	Flow Rate	Pressure Drop	Flow Rate	Pressure Drop
		ISO 16890	mm	m <sup>3</sup> /h	Pa	m <sup>3</sup> /h	Pa
800448035496	Aircube Pro Power S	ePM1 80%	592 x 592 x 300	3400	135	4250	180
800449035633	Aircube Pro Power S XL	ePM1 80%	592 x 592 x 420	3400	105	4250	140

\* Catalog items all feature gasket on back of header

### SPECIFICATION

<b>Recommended air flow</b>	Flow rate $\pm$ 20 %	<b>Recommended final pressure drop</b>	450 Pa (max. 800 Pa)
<b>Heat resistance</b>	Max. 70 °C	<b>Moisture resistance</b>	100 % rel. humidity
<b>Regenerable</b>	No	<b>Incinerable</b>	Yes


### OPTIONS

<b>Header depth</b>	25 mm
<b>Gasket</b>	Continuous polyurethane foam, 1 or 2 sides (S version), Flat gasket 1 or 2 sides (S XL version)

# Nanoclass Cube Eco Power

---

## Product Range



---

## Features



---

## Applications



---

## Filter Class



## KEY FACTS

- Industry-leading burst resistance
- Fits all commonly used filter frames
- Fully incinerable
- Recyclable materials for simple, environmentally-friendly disposal
- High efficiencies at low pressure drops

## DESIGN

Pleated cells with special thread separators to ensure the even spacing of the pleats. Robust, fully incinerable, hollow-profile plastic frame, made from recyclable materials.

## APPLICATIONS

Final filtration for gas turbine air intakes.

# Nanoclass Cube

## Eco Power

### PERFORMANCE DATA

Article No.	Filter Class	Dimensions	Flow Rate	Pressure Drop
	EN 1822	mm	m <sup>3</sup> /h	Pa
800570000284	E10	592 x 592 x 300	3000	120
			3400	140
800570000288	E11	592 x 592 x 300	3000	135
			3400	160
800570000297	E12	592 x 592 x 300	3000	215
			3400	245

### SPECIFICATION

<b>Recommended air flow</b>	Flow rate $\pm$ 20 %	<b>Recommended final pressure drop</b>	450 Pa (max. 800 Pa)
<b>Heat resistance</b>	Max. 70 °C	<b>Moisture resistance</b>	100 % rel. humidity
<b>Regenerable</b>	No	<b>Incinerable</b>	No

### OPTIONS

<b>Header depth</b>	25 mm
<b>Gasket</b>	Continuous polyurethane foam, 1 or 2 sides

# Nanoclass Cube Pro Power

---

## Product Range



---

## Features



---

## Applications



---

## Filter Class



## KEY FACTS

- Large surface area of 30m<sup>2</sup>
- Extremely low pressure drop
- Industry-leading burst resistance
- Fits all commonly used filter frames
- Fully incinerable
- Recyclable materials for simple, environmentally-friendly disposal
- High efficiencies at low pressure drops

## DESIGN

Pleated cells with special thread separators to ensure the even spacing of the pleats. Robust, fully incinerable, hollow-profile plastic frame, made from recyclable materials.

## APPLICATIONS

Final filtration for gas turbine air intakes.

# Nanoclass Cube Pro Power

## PERFORMANCE DATA

Article No.	Filter Class	Dimensions	Flow Rate	Pressure Drop
	<b>EN 1822</b>	<b>mm</b>	<b>m<sup>3</sup>/h</b>	<b>Pa</b>
800575029985	E10	592 x 592 x 300	3000	110
			3400	125
800575029986	E11	592 x 592 x 300	3000	140
			3400	160
800575029987	E12	592 x 592 x 300	3000	180
			3400	205

## SPECIFICATION

<b>Recommended air flow</b>	Flow rate $\pm$ 20 %	<b>Recommended final pressure drop</b>	600 Pa (max. 800 Pa)
<b>Heat resistance</b>	Max. 70 °C	<b>Moisture resistance</b>	100 % rel. humidity
<b>Regenerable</b>	No	<b>Incinerable</b>	No

## OPTIONS

<b>Header depth</b>	25 mm
<b>Gasket</b>	Continuous polyurethane foam, 1 or 2 sides

# Nanoclass Cube Pro Power S / S XL

## Product Range



## Features




# XL

## Applications



## Filter Class

E



## KEY FACTS

- Synthetic-based filter media provides the highest mechanical strength
- Available in two lengths (300/420 mm)
- Large surface area captures higher levels of atmospheric particulate for a longer lifetime
- Extended length version delivers even longer operation periods
- Industry-leading burst resistance
- Fits all commonly used filter frames
- Fully incinerable
- Recyclable materials for simple, environmentally-friendly disposal
- High efficiencies at low pressure drops

## DESIGN

Pleated cells with special thread separators to ensure the even spacing of the pleats. Robust, fully incinerable, hollow-profile, plastic frame, made from recyclable materials.

## APPLICATIONS

Primary filtration for gas turbine air intakes.



# Nanoclass Cube Pro Power S / S XL

## PERFORMANCE DATA

Article No.*		Filter Class	Dimensions	Flow Rate	Pressure Drop	Flow Rate	Pressure Drop
		<b>EN 1822</b>	<b>mm</b>	<b>m<sup>3</sup>/h</b>	<b>Pa</b>	<b>m<sup>3</sup>/h</b>	<b>Pa</b>
800576050453	Nanoclass Cube Pro Power S	E10	592 x 592 x 300	3400	180	4250	235
800577050454	Nanoclass Cube Pro Power S XL	E10	592 x 592 x 420	3400	130	4250	170

\* Catalog items all feature gasket on back of header

## SPECIFICATION

<b>Recommended air flow</b>	Flow rate $\pm$ 20 %	<b>Recommended final pressure drop</b>	450 Pa (max. 800 Pa)
<b>Heat resistance</b>	Max. 70 °C	<b>Moisture resistance</b>	100 % rel. humidity
<b>Regenerable</b>	No	<b>Incinerable</b>	Yes

## OPTIONS

<b>Header depth</b>	25 mm
<b>Gasket</b>	Continuous polyurethane foam, 1 or 2 sides (S version), Flat gasket 1 or 2 sides (S XL version)

# Airtube/Aircone Pulse Power Select

## Product Range



Select

## Features



## Applications



## Filter Class

F

ePM1



## KEY FACTS

- Pulse-cleaning cartridges
- F8 efficiency according to EN 779:2012
- 80/20 cellulose and synthetic blend media
- Suitable for dry, dusty environments
- Built to withstand high levels of dust loading
- Available in cylindrical or conical formats
- Cone and smaller cylinder can be joined together for extremely high dust concentrations and air flows
- Uniform pleat spacing for maximum life
- Corrosion-resistant end caps

## DESIGN

Pleated media formed into conical or cylindrical packs, supported by inner and outer expanded-steel sleeves. Epoxy-coated upper flanges and bottom end caps protect against corrosion. Liners are seamed to eliminate the risk of oxidation associated with welding dots.

## APPLICATIONS

For gas turbine intake filtration in areas with high levels of ambient dust.

# Airtube/Aircone Pulse Power Select

## PERFORMANCE DATA

Article No.	Usage	Format	Height	Outside Diameter	Filter Class		Flow Rate	Pressure Drop
			mm	mm	ISO 16890	EN 779	m <sup>3</sup> /h	Pa
800486024422	As a pair or on their own	Cone	660	445* / 324	ePM1 70%	F8	2500	150
800483024419		Cylinder	660	324				
800483062853	As a single cartridge	Cylinder	905	352	ePM1 70%	F8	1728	187

\* Measurement refers to the widest part of the cone section

## SPECIFICATION

<b>Recommended air flow</b>	Flow rate ± 20 %	<b>Recommended final pressure drop</b>	450 Pa
<b>Heat resistance</b>	Max. 80 °C	<b>Moisture resistance</b>	100 % rel. humidity
<b>Regenerable</b>	No	<b>Incinerable</b>	No

# Airtube/Aircone Pulse Power N

## Product Range



## Features



## Applications



## Filter Class

F

ePM1

## KEY FACTS

- Pulse-cleaning cartridges
- F9 efficiency according to EN 779:2012
- 80/20 cellulose and synthetic blend media with a surface coating of nanofibers
- Suitable for humid environments
- Built to withstand high levels of dust loading
- Available in cylindrical or conical formats
- Cone and cylinder can be joined together for extremely high dust concentrations and air flows
- Uniform pleat spacing for maximum life
- Corrosion-resistant end caps

## DESIGN

Pleated media formed into conical or cylindrical packs, supported by inner and outer expanded-steel sleeves. Epoxy-coated upper flanges and bottom end caps protect against corrosion. Liners are seamed to eliminate the risk of oxidation associated with welding dots.

## APPLICATIONS

For gas turbine intake filtration in areas with high levels of ambient dust.

# Airtube/Aircone Pulse Power N

## PERFORMANCE DATA

Article No.	Usage	Format	Height	Outside Diameter	Filter Class		Flow Rate	Pressure Drop
			mm	mm	ISO 16890	EN 779	m <sup>3</sup> /h	Pa
800486062855	As a pair or on their own	Cone	660	445* / 324	ePM1 80%	F9	2750	194
800483062854		Cylinder	660	324				

\* Measurement refers to the widest part of the cone section

## SPECIFICATION

<b>Recommended air flow</b>	Flow rate ± 20 %	<b>Recommended final pressure drop</b>	450 Pa
<b>Heat resistance</b>	Max. 80 °C	<b>Moisture resistance</b>	100 % rel. humidity
<b>Regenerable</b>	No	<b>Incinerable</b>	No

# Airtube/Aircone Pulse Power Pro

## Product Range



## Features



## Applications



## Filter Class

F

ePM1



## KEY FACTS

- Pulse-cleaning cartridges
- F9 efficiency according to EN 779:2012
- 100% synthetic media with a surface coating of nanofibers
- Suitable for humid, dusty environments
- Built to withstand high levels of dust loading
- Available in cylindrical or conical formats
- Cone and smaller cylinder can be joined together for extremely high dust concentrations and air flows
- Uniform pleat spacing for maximum life
- Corrosion-resistant end caps

## DESIGN

Pleated media formed into conical or cylindrical packs, supported by inner and outer expanded-steel sleeves. Epoxy-coated upper flanges and bottom end caps protect against corrosion. Liners are seamed to eliminate the risk of oxidation associated with welding dots.

## APPLICATIONS

For gas turbine intake filtration in areas with high levels of ambient dust.

# Airtube/Aircone Pulse Power Pro

## PERFORMANCE DATA

Article No.	Usage	Format	Height	Outside Diameter	Filter Class		Flow Rate	Pressure Drop
			mm	mm	ISO 16890	EN 779	m <sup>3</sup> /h	Pa
800488024424	As a pair or on their own	Cone	660	445* / 324	ePM1 80%	F9	2500	136
800485024421		Cylinder	660	324				
800485062856	As a single cartridge	Cylinder	905	352	ePM1 80%	F9	1728	182

\* Measurement refers to the widest part of the cone section

## SPECIFICATION

<b>Recommended air flow</b>	Flow rate ± 20 %	<b>Recommended final pressure drop</b>	450 Pa
<b>Heat resistance</b>	Max. 80 °C	<b>Moisture resistance</b>	100 % rel. humidity
<b>Regenerable</b>	No	<b>Incinerable</b>	No





# ATEX-Compliant Filters

**Used to separate: All types of contaminants in potentially explosive atmospheres.**

Equipment used in potentially explosive environments must meet the requirements set out within the ATEX directives to mitigate the risk to workers and the wider environment. Air filters are a key part of this. But as well as creating an environment free from the risk of explosion, air filters must also deliver a safe environment free from contaminants too.

All products in the MANN+HUMMEL Pro ATEX range are designed specifically to be fully compliant with ATEX directive 2014/34/EU. Various designs and filter efficiencies are available, and all products are suitable for all ATEX zones in the atmospheres relevant to each filter type and efficiency.


	PAGE	ISO Coarse	ISO ePM10	ISO ePM2.5	ISO ePM1	EPA	HEPA	ULPA	HVAC	Cleanroom	Power Gen	Industrial	ATEX-rated	Burst resistant	Gas adsorption	Glass fiber	Grease removal	High efficiency	High temp.	NoGlass media	Paint application	Pulse function	Re-gen	Water removal	XL capacity
<b>ATEX-Compliant Air Filters</b>	<b>184</b>																								
Airpocket Pro ATEX	186			•					•	•			•		•										
Aircube/Nanoclass Cube N Pro ATEX	188				•	•	•		•	•			•					•	•						
Airsquare/Nanoclass Square Pro ATEX	190				•	•	•		•	•			•					•							

The standout feature of an ATEX-compliant air filter is its ability to dissipate electrostatic charges safely. Our ATEX filters are interlinked, grounded and tested to meet the earthing requirements of the ATEX directives.

# Airpocket Pro

## ATEX

### Product Range



### Features



EX

### Applications



### Filter Class

ePM1

ePM2.5

ePM10

Coarse



### KEY FACTS

- Filter series compliant with the European directive ATEX 2014/34/EU
- Particle filtration and gas adsorption in one filter element
- Removes odors and harmful gases

### DESIGN

Multi-layered media, tailored-sewn into pockets with sealed, conical spacer seams for an optimal V-shape. A galvanized steel frame provides rigidity.

### APPLICATIONS

For special air conditioning and ventilation systems in food, chemical and pharmaceutical industries, where demanding requirements for explosive atmospheres need to be met.



The filters used in the application areas are electrically conductive and comply with the European ATEX directive 2014/34/EU for products used in explosive atmospheres.

### OPTIONS

<b>Header depth</b>	25 or 20 mm
<b>Gasket</b>	EPDM flat gasket

### SPECIFICATION

<b>Recommended air flow</b>	Flow rate ± 15 %	<b>Rec. final pressure for efficient energy use acc. to EN 13053</b>	Lowest value of initial pressure drop + 100 Pa, or initial pressure drop x 3
<b>Heat resistance</b>	< 30 °C (Peak 50 °C)	<b>Moisture resistance</b>	< 60 % (max. < 90 %)
<b>Regenerable</b>	No	<b>Incinerable</b>	No

# Airpocket Pro

## ATEX

### PERFORMANCE DATA

Article No.	Filter Class	Dimensions	Pockets	Flow Rate	Pressure Drop*
	ISO 16890	mm		m <sup>3</sup> /h	Pa
800391055122	<b>Coarse 80%</b>	592 x 592 x 600	6	3400	70
800391055123	Coarse 80%	490 x 592 x 600	5	2800	70
800391054598	Coarse 80%	287 x 592 x 600	3	1700	70
800391060759	Coarse 80%	287 x 287 x 600	3	850	70
800391059499	<b>ePM10 75%</b>	592 x 592 x 635	8	3400	90
800391062699	ePM10 75%	490 x 592 x 635	6	2800	90
800391062700	ePM10 75%	287 x 592 x 635	4	1700	90
800391062701	ePM10 75%	287 x 287 x 635	4	850	90
800391047759	<b>ePM2.5 65%</b>	592 x 592 x 635	8	3400	120
800391053878	ePM2.5 65%	490 x 592 x 635	6	2800	120
800391053879	ePM2.5 65%	287 x 592 x 635	4	1700	120
800391053880	ePM2.5 65%	287 x 287 x 635	4	850	120
800391054279	<b>ePM1 80%</b>	592 x 592 x 635	8	3400	215
800391057109	ePM1 80%	490 x 592 x 635	6	2800	215
800391057110	ePM1 80%	287 x 592 x 635	4	1700	215
800391057112	ePM1 80%	287 x 287 x 635	4	850	215

\* Pressure drop tolerance  $\pm$  10%


### ZONE AUTHORIZATION

Filters are authorized, depending on their filtration classes, for use in the following zones with the listed flammable substances.

Substance	Zone	Explosion Group
<b>Dust</b>	Zone 20, Zone 21, Zone 22	IIIA - Flammable lints and flocculation IIIB - Isolating, non-conductive dust
<b>Gases</b>	Zone 0, Zone 1, Zone 2	IIA - Diesel, petrol, ethane, etc IIB - Town gas, ethylene, etc

# Aircube / Nanoclass Cube N Pro ATEX

## Product Range



## Features



EX

## Applications



## Filter Class

E H

ePM1



## KEY FACTS

- Suitable for high flow rates up to 4,000 m<sup>3</sup>/h
- Compact, space-saving design
- Large active media area
- Ideal for robust industrial applications
- High temperature stability up to 120 °C
- Filter series tested according to EN 13501-1:2010 as E d0

## DESIGN

V-shaped pleated cells with special thread separators to ensure even spacing of the pleats. Metal casing with an integrated handle for ease of installation.

## APPLICATIONS

Fine dust and HEPA filtration for process applications in HVAC and clean room systems with high air flow rates.

## OPTIONS

<b>Frame material</b>	Stainless steel; galvanised steel
<b>Gasket</b>	EPDM flat gasket 1 or 2 sides; U-profile gasket 1 or 2 sides



The filters used in the application areas are electrically conductive and comply with the European ATEX directive 2014/34/EU for products used in explosive atmospheres.

Aircube & Nanoclass Cube N Pro ATEX are certified according to EN 13501-1:2010 in flammability class E and droplet formation class d0.

# Aircube / Nanoclass Cube N Pro ATEX

## PERFORMANCE DATA

Article No.*		Filter Class		Dimensions	Flow Rate	Pressure Drop**
		ISO 16890	EN 1822	mm	m <sup>3</sup> /h	Pa
800494050848	Aircube N Pro ATEX	ePM1 55%		610 x 610 x 292	4,000	160
800494050850	Aircube N Pro ATEX	ePM1 80%		610 x 610 x 292	4,000	170
800514050852	Nanoclass Cube N Pro ATEX		E11	610 x 610 x 292	3,400	190
800514000002	Nanoclass Cube N Pro ATEX		H13	610 x 610 x 292	4,000	290
800514027851	Nanoclass Cube N Pro ATEX		H14	610 x 610 x 292	3,400	270

\* Catalogue items are constructed with stainless steel frames and feature a gasket on the dirty side.

\*\* Pressure drop tolerance  $\pm$  10%

## SPECIFICATION

<b>Recommended air flow</b>	Flow rate $\pm$ 20 %	<b>Rec. final pressure for efficient energy use acc. to EN 13053</b> (Aircube)	Lowest value of initial pressure drop + 100 Pa, or initial pressure drop x 3
<b>Heat resistance</b>	Max. 120 °C	<b>Recommended final pressure drop</b> (Nanoclass Cube)	600 Pa
<b>Regenerable</b>	No	<b>Moisture resistance</b>	100 % rel. humidity
<b>Fire classification</b>	E d0 according EN 13501-1:2010	<b>Incinerable</b>	No

## ZONE AUTHORIZATION

Filters are authorized, depending on their filtration classes, for use in the following zones with the listed flammable substances.

Substance	Zone	Explosion Group
<b>Dust</b>	Zone 20, Zone 21, Zone 22	IIIA – Flammable lints and flocculation IIIB – Isolating, non-conductive dust
<b>Gases</b>	Zone 0, Zone 1, Zone 2	IIA – Diesel, petrol, ethane, etc IIB – Town gas, ethylene, etc IIC – Hydrogen, acetylene, etc

# Airsquare / Nanoclass Square Pro ATEX

## Product Range



## Features



EX

## Applications



## Filter Class



## KEY FACTS

- Various dimensions and extrusion types
- High-quality, anodized aluminum frame with stainless steel grid protection
- Filter series tested according to EN 13501-1:2010 as E d0

## DESIGN

Pleated cells with state-of-the-art hotmelt spacing technology to ensure even spacing of the pleats. Stainless steel grid protection with dry sealing.

## APPLICATIONS

Fine dust and HEPA filtration for process applications in HVAC and clean room systems.

## OPTIONS

<b>Extrusions</b>	Various extrusion types available
<b>Gasket</b>	1 or 2 sides



The filters used in the application areas are electrically conductive and comply with the European ATEX directive 2014/34/EU for products used in explosive atmospheres.

Airsquare & Nanoclass Square N Pro ATEX are certified according to EN 13501-1:2010 in flammability class E and droplet formation class d0.

# Airsquare / Nanoclass Square Pro ATEX

## PERFORMANCE DATA

Article No.		Filter Class		Dimensions	Flow Rate	Pressure Drop*
		ISO 16890	EN 1822	mm	m <sup>3</sup> /h	Pa
800424050859	Airsquare Pro ATEX FC	ePM1 55%		610 x 610 x 70	2,000	90
800424050858	Airsquare Pro ATEX FC	ePM1 80%		610 x 610 x 70	2,000	140
800524051158	Nanoclass Square Pro ATEX FC		E11	610 x 610 x 70	600	80
800424050122	Nanoclass Square Pro ATEX FC		H13	610 x 610 x 70	600	95
800424050863	Nanoclass Square Pro ATEX FC		H14	610 x 610 x 70	600	105

\* Pressure drop tolerance  $\pm$  10%

## SPECIFICATION

<b>Recommended air flow</b>	Flow rate $\pm$ 20 %	<b>Rec. final pressure for efficient energy use acc. to EN 13053</b> (Airsquare)	Lowest value of initial pressure drop + 100 Pa, or initial pressure drop x 3
<b>Heat resistance</b>	Max. 70 °C	<b>Recommended final pressure drop</b> (Nanoclass Square)	600 Pa
<b>Regenerable</b>	No	<b>Moisture resistance</b>	100 % rel. humidity
<b>Fire classification</b>	E d0 according EN 13501-1:2010	<b>Incinerable</b>	No

## ZONE AUTHORIZATION

Filters are authorized, depending on their filtration classes, for use in the following zones with the listed flammable substances.

Substance	Zone	Explosion Group
<b>Dust</b>	Zone 20, Zone 21, Zone 22	IIIA – Flammable lints and flocculation IIIB – Isolating, non-conductive dust
<b>Gases</b>	Zone 0, Zone 1, Zone 2	IIA – Diesel, petrol, ethane, etc IIB – Town gas, ethylene, etc IIC – Hydrogen, acetylene, etc





# Paint Spray Filters

**Used to separate: All types of contaminants, including water, dust, fine particles and paint overspray.**

A flawless finish, free from imperfections can only be achieved in an environment that's free from imperfections too. Paint spray filters remove the contaminants that can ruin your work.

	PAGE	ISO Coarse	ISO ePM10	ISO ePM2.5	ISO ePM1	EPA	HEPA	ULPA	HVAC	Cleanroom	Power Gen	Industrial	ATEX-rated	Burst resistant	Gas adsorption	Glass fiber	Grease removal	High efficiency	High temp.	NoGlass media	Paint application	Pulse function	Re-gen	Water removal	XL capacity
<b>Paint Spray Filters</b>	<b>192</b>																								
Airroll Select Paint Dust	194	•							•							•					•				
Airroll Paintcard PFF	196					•													•						
Airroll Pro Paint NoGlass	198	•							•											•	•				
Aircube Deeppleat Pro Paint	200				•				•									•			•				

Good for your budget and the environment. Airroll Paintcard PFF is a quick and easy way to replace an expensive water-curtain system. And it offers four to six times greater paint loading than glass fiber too.

# Airroll Select Paint Dust

## Product Range



Select

## Features



## Applications



## KEY FACTS

- Glass fiber filter medium
- To separate paint mists
- Free of silicon and paint-damaging substances
- Resistant to acetone

## DESIGN

Continuously-spun glass fiber filter mats with a progressive structure to provide even dirt loading.

## APPLICATIONS

Floor filter for color mist separation in paint cabins and spray booth in the automobile industry, body paint shops, carpentry workshops, etc.

# Airroll Select Paint Dust

## PERFORMANCE DATA

Article No.	Average arrestance	Dimensions	Flow rate	Pressure Drop
	Paint mist (%)	mm	m/s	Pa
800121021957	90 - 95	750 x 20000 x 50	2.5	6 - 30
800121021958	93 - 97	750 x 20000 x 70	2.5	7 - 40
800121021959	98 - 99	750 x 20000 x 100	2.5	14 - 60

## SPECIFICATION

<b>Recommended air velocity</b>	2.5 m/s	<b>Recommended final pressure drop</b>	80 Pa for 50 mm and 70 mm, 130 Pa for 100 mm
<b>Heat resistance</b>	Max. 180 °C	<b>Moisture resistance</b>	80 %
<b>Regenerable</b>	No	<b>Incinerable</b>	No

# Airroll Paintcard PFF

## Product Range



## Features



## Applications



## KEY FACTS

- Self supporting, environmentally-friendly design
- Four to six times greater paint loading than glass fiber
- Simple method for retrofitting expensive water-curtain systems
- Ensures an even air flow across the cabin

## DESIGN

Self-supporting filter medium made from 100 % recycled cardboard. Paper pleats for effective paint storage.

## APPLICATIONS

Prefilter for exhaust air in spray and paint cabins. Dry filter for cross-draft paint booths.

# Airroll

## Paintcard PFF

### PERFORMANCE DATA

Article No.	Width x Length	Pleats	Filter area / packaging unit	Flow rate	Pressure Drop
	approx. mm		m <sup>2</sup>	m/s	Pa
800119021961	750 x 13000	330	10	0.75	30
800119021964	900 x 11000	270	10	0.75	30
800119021965	1000 x 10000	250	10	0.75	30

### SPECIFICATION

<b>Recommended air velocity</b>	0.75 m/s	<b>Recommended final pressure drop</b>	Max. 150 Pa
<b>Heat resistance</b>	Max. 100 °C	<b>Moisture resistance</b>	100 % rel. humidity
<b>Regenerable</b>	Yes	<b>Incinerable</b>	Yes

# Airroll Pro

## Paint NoGlass

### Product Range



### Features



### Applications



### Filter Class

G

Coarse



### KEY FACTS

- Contains no irritants
- Zero risk of shedding
- Last up to four times longer than equivalent glass media
- Suitable for heavy-duty use
- High dust and paint holding capacity

### DESIGN

Constructed from robust, flexible, polyester fibers connected by strong bonds, with no risk of shedding.

### APPLICATIONS

Designed for paint booth and other wet/dry applications.

# Airroll Pro

## Paint NoGlass

### PERFORMANCE DATA


Article No.	Filter Class		Dimensions	Air Velocity	Pressure Drop
	ISO 16890	EN 779	mm	m/s	Pa
800111028869	Coarse 70%	G4	750 x 20000 x <b>30</b>	1.5	≤22
800111028870	Coarse 70%	G4	1000 x 20000 x 30	1.5	≤22
800111028871	Coarse 70%	G4	2000 x 20000 x 30	1.5	≤22
800111028872	Coarse 70%	G4	750 x 20000 x <b>40</b>	1.5	≤30
800111028873	Coarse 70%	G4	1000 x 20000 x 40	1.5	≤30
800111028874	Coarse 70%	G4	2000 x 20000 x 40	1.5	≤30
800111000005	Coarse 70%	G4	750 x 20000 x <b>50</b>	1.5	≤35
800111000004	Coarse 70%	G4	1000 x 20000 x 50	1.5	≤35
800111000003	Coarse 70%	G4	2000 x 20000 x 50	1.5	≤35

### SPECIFICATION

<b>Recommended air velocity</b>	2 m/s	<b>Recommended final pressure drop</b>	80 Pa
<b>Heat resistance</b>	Max. 70 °C	<b>Moisture resistance</b>	100 % rel. humidity
<b>Regenerable</b>	No	<b>Incinerable</b>	Yes

# Aircube Deeppleat Pro Paint

## Product Range



## Features



## Applications



## Filter Class

ePM1



## KEY FACTS

- Operates in temperatures up to 500 °C
- Large filter area up to 10 m<sup>2</sup>
- Compact dimensions
- Long service life
- Silicon free

## DESIGN

Hot-dip galvanized steel frame with grills to front and rear faces. Pleat pack is separated by aluminum spacers and sealed in place using a microglass filter media. Glass rope gasket is applied to the rear of the header without the use of glues or chemicals for extremely high temperature resistance.

## APPLICATIONS

For industrial environments with both high temperatures and high flow rates, such as paint-finishing applications in the automobile industry.






# Aircube Deeppleat Pro Paint

## PERFORMANCE DATA

Article No.	Filter Class	Dimensions	Flow Rate	Pressure Drop	Energy Consumption	Energy Class
	ISO 16890	mm	m <sup>3</sup> /h	Pa	kWh/year	Eurovent 2019
800437024221	ePM1 50%	287 x 592 x 270	1700	190		
800437024220	ePM1 50%	592 x 592 x 270	3400	190	2379	E

## SPECIFICATION

<b>Recommended air flow</b>	Flow rate ± 10 %	<b>Recommended final pressure drop</b>	450 Pa
<b>Heat resistance</b>	275 °C (up to 500 °C for < 30 mins)	<b>Moisture resistance</b>	100 % rel. humidity
<b>Regenerable</b>	No	<b>Incinerable</b>	No



# FreciousComfort Filters

**Used to: Improve indoor air quality and reduce allergic reactions in public and commercial spaces.**

FreciousComfort technology allows allergy sufferers to breathe easy. Thanks to anti-allergenic and anti-microbial functions, FreciousComfort filters block free allergens and inhibit the growth of mold and bacteria.

FreciousComfort filters are available in pocket (bag) and compact forms, with a special Carboactiv version removing odors and harmful gases too.

	PAGE	ISO Coarse	ISO ePM10	ISO ePM2.5	ISO ePM1	EPA	HEPA	ULPA	HVAC	Cleanroom	Power Gen	Industrial	ATEX-rated	Burst resistant	Gas adsorption	Glass fiber	Grease removal	High efficiency	High temp.	NoGlass media	Paint application	Pulse function	Re-gen	Water removal	XL capacity
<b>FreciousComfort Filters</b>	<b>202</b>																								
Airpocket FreciousComfort	204				•				•									•							
Carboactiv Cube FreciousComfort	206				•				•	•		•			•			•							

The unique FreciousComfort filter media contains a special, all-natural polyphenol coating that inhibits microbial growth and inactivates free allergens.

# Airpocket PreciousComfort

---

## Product Range



---

## Applications



---

## Filter Class

ePM1



## KEY FACTS

- Anti-allergenic coating inactivates free allergens
- Anti-microbial treatment prevents bacteria and molds on the clean air side
- Particle filtration via synthetic, meltblown filter media
- High dust holding capacity

## DESIGN

Pocket filters built with metal or plastic frame. Single pocket made from multilayer, polypropylene meltblown media with integrated prefilter layer and conical spacer seams for an optimal V shape.

## APPLICATION

Improvement of indoor air quality and reduction of allergic reactions in public buildings or other places where people gather.



# Airpocket

## FreciousComfort

### PERFORMANCE DATA

Article No.	Filter Class	Dimensions	Pockets	Flow Rate	Pressure Drop*	Energy Consumption	Energy Class
	ISO 16890	mm		m <sup>3</sup> /h	Pa	kWh/year	Eurovent 2019
800370053733	ePM1 60%	592 x 592 x 635	8	3,400	110	1,699	D
800370053734	ePM1 60%	490 x 592 x 635	6	2,800	110		
800370051994	ePM1 60%	287 x 592 x 635	4	1,700	110		
800370053735	ePM1 60%	287 x 287 x 635	4	850	110		
800370053737	ePM1 60%	592 x 490 x 635	8	2,800	110		
800370053736	ePM1 60%	592 x 287 x 635	8	1,700	110		

### SPECIFICATION


<b>Recommended air flow</b>	Flow rate +-15 %	<b>Rec. final pressure for efficient energy use acc. to EN 13053</b>	Lowest value of initial pressure drop + 100 Pa, or initial pressure drop x 3
<b>Heat resistance</b>	Max. 70°C	<b>Moisture resistance</b>	100 % rel. Humidity
<b>Regenerable</b>	No	<b>Incinerable</b>	Yes (excluding metal frame versions)

### OPTIONS

<b>Frame</b>	Plastic or galvanized steel
<b>Gasket</b>	EPDM flat gasket
<b>Header depth</b>	25 mm or 20 mm

# Carboactiv Cube FreciousComfort

## Product Range



## Features



## Applications



## Filter Class

ePM1



## KEY FACTS

- Anti-allergenic coating inactivates free allergens
- Anti-microbial treatment prevents bacteria and molds on clean air side
- Particle filtration and gas adsorption in one layer
- Removes odors and captures harmful gases
- Certified quality (bifa, Hohenstein Institute)

## DESIGN

Filter elements are sealed into a 4V plastic frame with polyurethane for an extremely robust construction. The pleat packs are built up of three layers featuring particulate matter filtration, activated carbon and the FreciousComfort with the biofunctional layer. The frame features an integrated handle for ease of transportation.

## APPLICATION

Improvement of indoor air quality and reduction of allergic reactions in public buildings or other places where people gather.

# Carboactiv Cube

## FreciousComfort

### PERFORMANCE DATA

Article No.	Filter Class	Dimensions	Flow Rate	Pressure Drop*	Energy Consumption	Energy Class
	ISO 16890	mm	m <sup>3</sup> /h	Pa	kWh/year	Eurovent 2019
800653053730	ePM1 50%	592 x 592 x 300	3,400	140	>2,500	E
800653053732	ePM1 50%	592 x 287 x 300	1700	140		

### SPECIFICATION

<b>Heat resistance</b>	< 30°C (Peak 50°C)	<b>Rec. final pressure for efficient energy use acc. to EN 13053</b>	Lowest value of initial pressure drop + 100 Pa, or initial pressure drop x 3
<b>Regenerable</b>	No	<b>Moisture resistance</b>	< 60 % (Max <90 %)
<b>Adsorption capacity</b>	750 g	<b>Incinerable</b>	Yes*

### OPTIONS

<b>Gasket</b>	Continuous polyurethane 1 or 2 sides
---------------	--------------------------------------





# Other Products

## Used to: Separate grease and help ensure the correct filter installation

Some products are so specialized, they need their own section. Other products include grease filters for use in commercial kitchens and mounting frames that are suitable for use with a range of filter types, shapes and sizes.


	PAGE	ISO Coarse	ISO ePM10	ISO ePM2.5	ISO ePM1	EPA	HEPA	ULPA	HVAC	Cleanroom	Power Gen	Industrial	ATEX-rated	Burst resistant	Gas adsorption	Glass fiber	Grease removal	High efficiency	High temp.	No Glass media	Paint application	Pulse function	Re-gen	Water removal	XL capacity
<b>Other Products</b>	<b>208</b>																								
Airpad Select Grease	210								•								•								
Airhandling	212								•	•	•	•													

A secure fit. Front-withdrawal frames feature P-clips to hold the filter firmly, but simply, in place.

# Airpad Select Grease

---

## Product Range




---

## Features



---

## Applications



## KEY FACTS

- High thermal and chemical durability
- Regenerable several times

## DESIGN

Multi-layer metal filter cell, with metal gratings permanently affixed to the outer frame.

## APPLICATIONS

For the capture of grease in commercial kitchens.

# Airpad Select Grease

## PERFORMANCE DATA


Article No.	Frame material	Dimensions	Flow rate	Pressure Drop
		mm	m <sup>3</sup> /h	Pa
800250024285	Stainless Steel	250 x 500 x 12	400	15
800250024286	Stainless Steel	400 x 400 x 12	540	15
800250024287	Stainless Steel	400 x 500 x 12	660	15
800250024289	Stainless Steel	500 x 500 x 12	830	15
800250024290	Stainless Steel	500 x 625 x 12	1050	15
800250024316	Galvanized	287 x 592 x <b>23</b>	850	15
800250024317	Galvanized	400 x 500 x 23	1000	15
800250024319	Galvanized	500 x 500 x 23	1250	15
800250024321	Galvanized	592 x 592 x 23	1800	15
800250024322	Galvanized	287 x 592 x <b>48</b>	850	25
800250024323	Galvanized	400 x 500 x 48	1000	25
800250024325	Galvanized	500 x 500 x 48	1250	25
800250024327	Galvanized	592 x 592 x 48	1800	25
800250024303	Aluminum	287 x 592 x <b>23</b>	850	15
800250024304	Aluminum	400 x 500 x 23	1000	15
800250024306	Aluminum	500 x 500 x 23	1250	15
800250024307	Aluminum	500 x 625 x 23	1570	15
800250024308	Aluminum	592 x 592 x 23	1800	15
800250024309	Aluminum	287 x 592 x <b>48</b>	850	25
800250024310	Aluminum	400 x 500 x 48	1000	25
800250024312	Aluminum	500 x 500 x 48	1250	25
800250024314	Aluminum	592 x 592 x 48	1800	25

## SPECIFICATION


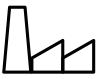
<b>Recommended air velocity</b>	Flow rate ± 20 %	<b>Recommended final pressure drop</b>	100 Pa
<b>Heat resistance</b>	Max. 250 °C	<b>Moisture resistance</b>	100 % rel. humidity
<b>Regenerable</b>	No	<b>Incinerable</b>	Yes

# Airhandling Mounting frames

## Product Range



## Applications



## KEY FACTS

- Quick and easy filter replacement
- Compatible with a wide range of air filters
- Stable, compact design
- Non-standard sizes to fit any aperture also available

## DESIGN

Front, rear and side withdrawal frames manufactured from galvanized or stainless steel.


## APPLICATIONS

Mounting frames for the installation of air filters.

# Airhandling Mounting frames

## **PAD-HOLDING FRAMES**

This type of frame can be fitted with the AIRMAT GLASS or AIRMAT NO GLASS. The frame is supplied with a mesh grill downstream to support the material and can be supplied with a clip on the front to retain the media in the frame.



## **FRONT-WITHDRAWAL FRAMES**

Standard sizes available are 610 x 610, 610 x 508 and 610 x 305 mm in the depths 75, 100, 120, 170 and 320 mm. Other sizes can be made to order. These frames can be used with the complete MANN+HUMMEL air filtration range.

The frames are supplied with a gasket fitted to eliminate air bypass.

Other mounting frames available upon request.





# Industrial Air Cleaners

**Used to separate: Oil smoke and oil mist emissions generated by industrial processes.**

ScandMist is a range of industrial air cleaners that use a modular filter system to eliminate oil smoke, oil mist and emulsion mists for a clean and safe workshop environment. ScandMist removes fumes, emissions and other harmful by-products of metalworking processes at source with a three-stage filtration process. The clean air is returned directly to the workshop and exceeds international health and safety standards for exposure limits to metalworking fluids – including OSHA, NIOSH and HSE

	PAGE	ISO Coarse	ISO ePM10	ISO ePM2.5	ISO ePM1	EPA	HEPA	ULPA	HVAC	Cleanroom	Power Gen	Industrial	ATEX-rated	Burst resistant	Gas adsorption	Glass fiber	Grease removal	High efficiency	High temp.	NoGlass media	Paint application	Pulse function	Re-gen	Water removal	XL capacity
<b>Industrial Air Cleaners</b>	<b>214</b>																								
ScandMist R Series	216						•					•				•									
ScandMist D Series	218						•					•				•									
ScandMist P Series	220						•					•			•	•									
ScandMist M Series	222						•					•				•									

Clinically clean. The output air from ScandMist units is so clean it can be exhausted directly into the workshop, where it's likely to be of a higher quality than that found outside the building.

# ScandMist R Series

## Applications



## Filter Class

H



## KEY FACTS

- Effective removal of oil smoke
- For air flows from 400 – 4000 m<sup>3</sup>/h
- Final HEPA filter stage for clinically clean air
- Long filter life
- Versatile, modular system
- Energy efficient EC motor
- Harting connectors for simple electrical installation
- Remote power on/off
- Signal output for filter life analysis

## DESIGN

A fan driven by an EC motor pulls the contaminated air through one or two coalescer stages, before a final high efficiency phase. Pressure manometers monitor the performance of each stage and an optional integrated pump returns the oil for reuse. The durable, metal housing is powder-coated inside and outside in RAL 9010.

## APPLICATIONS

For the removal of oil smoke in industrial environments, such as turning, grinding, milling and other CNC applications.



# ScandMist R Series

## PERFORMANCE DATA

Article No.	Nominal Flow	Coalescing Stages	Input/Output Signal	Fan/EC Motor Power
	<b>m<sup>3</sup>/h</b>			<b>kW</b>
70R OEM	700	1 + Demister	✓	1.18
100R OEM MD	1000	1 + Demister	✓	3.7
100R	1000	2	✓	3.7
100R OEM	1000	2	✓	3.7
200R	2000	2	✓	3.7 x 2
350R	4000	2	✓	5.5 (IE3)

## SCANDMIST HIGH CAPACITY SYSTEMS

ScandMist high capacity platforms manage the oil mist and smoke emissions from a number of CNC machines, and are particularly popular in high-volume manufacturing environments that require filtration systems for entire production lines.

These high capacity systems are designed to operate as part of a local ventilation system and can handle air flows from 6,000 m<sup>3</sup>/h to over 100,000 m<sup>3</sup>/h.



# ScandMist D Series

## Applications



## Filter Class

H



## KEY FACTS

- Effective removal of oil mist
- For air flows from 600 - 6000 m<sup>3</sup>/h
- Final HEPA filter stage for clinically clean air
- Long filter life
- Versatile, modular system
- Energy efficient EC motor
- Harting connectors for simple electrical installation
- Remote power on/off
- Signal output for filter life analysis

## DESIGN

A fan driven by an EC motor pulls the contaminated air through one or two coalescer stages, before a final high efficiency phase. Pressure manometers monitor the performance of each stage and an optional integrated pump returns the oil for reuse. The durable, metal housing is powder-coated inside and outside in RAL 9010.

## APPLICATIONS

For the removal of oil mist in industrial environments, such as turning, grinding, milling and other CNC applications.

# ScandMist D Series

## PERFORMANCE DATA

Article No.	Nominal Flow	Coalescing Stages	Input/Output Signal	Fan/EC Motor Power
	m <sup>3</sup> /h			kW
70D OEM	700	1 + Demister	✓	1.18
200D OEM MD	2000	1 + Demister	✓	3.7
200D	2000	2	✓	3.7
200D OEM	2000	2	✓	3.7
400D	4000	2	✓	3.7 x 2
350D	6000	2	✓	11 (IE3)

## CONSULTANCY SERVICES

Effective industrial ventilation is crucial in the highly-regulated manufacturing sector. But it's a complicated topic, with different requirements depending on your process and geographical location.

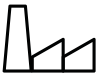
To help you navigate this complexity, we provide a range of consultancy services focusing on industrial ventilation. We can come to your location and measure the efficiency of existing filtration systems. Once we have determined the air quality across your facility, we will design an oil mist system that's tailored to your requirements.

Please contact us for more information.



# ScandMist P Series

## Applications



## Filter Class

H



## KEY FACTS

- Effective removal of oil fumes and VOCs
- For air flows from 400 – 4000 m<sup>3</sup>/h
- Final HEPA filter stage for clinically clean air
- Long filter life
- Versatile, modular system
- Energy efficient EC motor
- Harting connectors for simple electrical installation
- Remote power on/off
- Signal output for filter life analysis

## DESIGN

A fan driven by single or dual EC motors pulls the contaminated air through coalescer and demister stages, before a final high efficiency phase. Pressure manometers monitor the performance of each stage and an optional integrated pump returns the oil for reuse. The durable, metal housing is powder-coated inside and outside in RAL 9010.

## APPLICATIONS

For the removal of oil fumes and volatile organic compounds in industrial rubber and plastic processes.

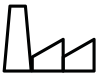
# ScandMist P Series

## PERFORMANCE DATA

Article No.	Nominal Flow	Coalescing Stages	Input/Output Signal	Fan/EC Motor Power
	<b>m<sup>3</sup>/h</b>			<b>kW</b>
200P OEM	2000	1 + Demister	✓	3.7
200P	2000	1 + Demister	✓	3.7
400P	4000	1 + Demister	✓	3.7 x 2

# ScandMist M Series

## Applications



## Filter Class

H



## KEY FACTS

- Effective removal of oil mist in MQL applications
- For air flows from 600 – 2000 m<sup>3</sup>/h
- Final HEPA filter stage for clinically clean air
- Long filter life
- Versatile, modular system
- Energy efficient EC motor
- Harting connectors for simple electrical installation
- Remote power on/off
- Signal output for filter life analysis

## DESIGN

A fan driven by an EC motor pulls the contaminated air through coalescer and demister stages, before a final high efficiency phase. Pressure manometers monitor the performance of each stage and an optional integrated pump returns the oil for reuse. The durable, metal housing is powder-coated inside and outside in RAL 9010.


## APPLICATIONS

For the removal of oil mist in industrial environments using minimum quantity lubrication (MQL) processes, such as turning, cutting and other CNC applications.

# ScandMist M Series

## PERFORMANCE DATA

Article No.	Nominal Flow	Coalescing Stages	Input/Output Signal	Fan/EC Motor Power
	m <sup>3</sup> /h			kW
200M	2000	1 + Demister	✓	3.7



0720 © MANN+HUMMEL GmbH